



# PRODUCT CATALOGUE

ANTENNA SYSTEMS 2024

REV 1.2



# INDEX

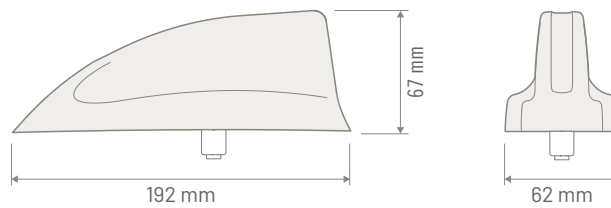
BROADCASTING ANTENNAS .....	3
TELEMATIC ANTENNAS .....	21
BUILDING ANTENNAS .....	36
SERVICE BOX RANGE .....	40
ADAPTERS AND CABLES .....	46
ACCESSORIES AND SPARE PARTS .....	53
AUDIO AND VIDEO .....	58
LIST OF ALL ITEMS .....	71



REV 1.2  
CONTAINS P/N FOR MULTIPLE OR BULK PACKAGING

# **BROADCASTING ANTENNAS**

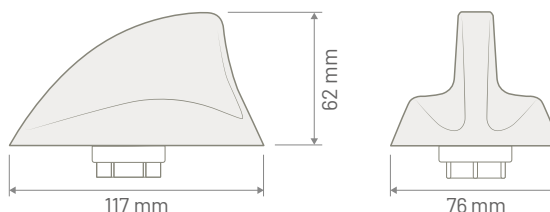
# SHARK 3



DESCRIPTION	AM / FM	DAB	GNSS	GSM UMTS LTE	IP	P/N BOX	MOQ	P/N MASTER BOX	MOQ	P/N BULK	MOQ
QUAD	•	•	•	•	69	7677520	1	7670218	24	7670229	40
TRIPLEX	•	•	•		69	7677510	1	7670219	24	7670230	40
COMBI RADIO	•	•			69	7677500	1	7670220	24	7670231	40

TECHNICAL SPECIFICATION	AM / FM	DAB	GNSS	GSM - UMTS - LTE
FREQUENCY	525-1710 kHz / 87,5-108 MHz	174 - 240 MHz	1559 - 1610 MHz	GSM: 876-935 / 1710-1880 MHz UMTS: 1900-2025 / 2110-2200 MHz LTE: 698-960 / 1710-2160 / 2490-2690 MHz
CONNECTOR	FAKRA Male White	FAKRA Male Black	FAKRA Male Blue	FAKRA Male Bordeaux
CABLE TYPE	RG 174	RG 174	RG 174	RG 174
CABLE LENGTH	210 mm	310 mm	410 mm	260 mm
POWER SUPPLY	12 Volt phantom		3 - 5 Volt phantom	
CONSUMPTION	63 mA	40 mA	31 mA	-
IMPEDANCE	FM: 50 Ω	50 Ω	50 Ω	50 Ω
GAIN	-	6 dBi	28 dBi	Peak: 4 dBi
VSWR	FM < 2:1	< 3:1	1,7:1	3:1
MAX POWER	-	-	-	4 Watt
COACHWORK DRILLING	Round: min 17 mm - max 23 mm			

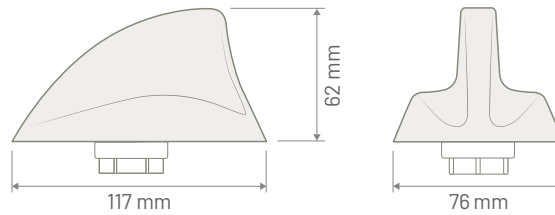
# SHARK 2



DESCRIPTION	AM / FM	DAB	GNSS	IP	P/N BOX	MOQ	P/N MASTER BOX	MOQ	P/N BULK	MOQ
TRIPLEX	•	•	•	68	7677810	1	7670210	24	7670221	40
COMBI RADIO	•	•		68	7677815	1	7670211	24	7670222	40
DAB		•		68	7677820	1	7670212	24	7670223	40
DUPLEX	•		•	68	7677825	1	7670213	24	7670224	40
RADIO	•			68	7677830	1	7670214	24	7670225	40

TECHNICAL SPECIFICATION	AM / FM	DAB	GNSS
FREQUENCY	525-1710 kHz / 87,5-108 MHz	174 - 240 MHz	1559 - 1610 MHz
CONNECTOR	FAKRA Male White	FAKRA Male Black	FAKRA Male Blue
CABLE TYPE	RG 174	RG 174	RG 174
CABLE LENGTH	250 mm	250 mm	250 mm
POWER SUPPLY	12 Volt dedicated and phantom		3 - 5 Volt phantom
CONSUMPTION	50 mA max	50 mA max	45 mA max
IMPEDANCE	50 Ω	50 Ω	50 Ω
GAIN	0 dBi	2 dBi	28 dBi
VSWR	-	< 3:1	1,7:1
COACHWORK DRILLING	Square: 15 x 15 mm - Round: 19 mm		

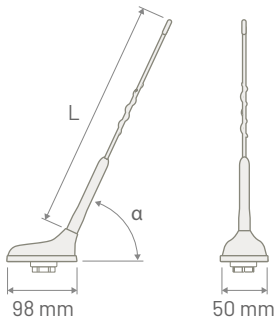

# SHARK 2 - CUSTOM



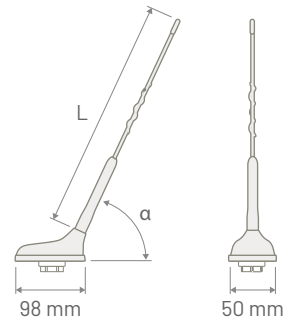
DESCRIPTION	CUSTOM	AM / FM	DAB	GNSS	IP	P/N BOX	MOQ	P/N MASTER BOX	MOQ	P/N BULK	MOQ
TRIPLEX	FCA	•	•	•	68	7677890	1	7670215	24	7670226	40
COMBI RADIO	FCA	•	•		68	7677892	1	7670216	24	7670227	40
RADIO	FCA	•			68	7677894	1	7670217	24	7670228	40

TECHNICAL SPECIFICATION	AM / FM	DAB	GNSS
FREQUENCY	525-1710 kHz / 87,5-108 MHz	174 - 240 MHz	1559 - 1610 MHz
CONNECTOR FCA	FAKRA Female White	FAKRA Female Grey	FAKRA Female Blue
CONNECTOR NISSAN	GT13 Female	FAKRA Male Brown	-
CABLE TYPE	RG 174	RG 174	RG 174
CABLE LENGTH	FCA 290 mm NISSAN 230 mm	250 mm	FCA 360 mm
POWER SUPPLY	12 Volt dedicated and phantom		3 - 5 Volt phantom
CONSUMPTION	50 mA max	50 mA max	45 mA max
IMPEDANCE	50 Ω	50 Ω	50 Ω
GAIN	0 dBi	2 dBi	28 dBi
VSWR	-	< 3:1	1,7:1
COACHWORK DRILLING	Square: 15 x 15 mm - Round: 19 mm		

# 16V TRIPLEX



1

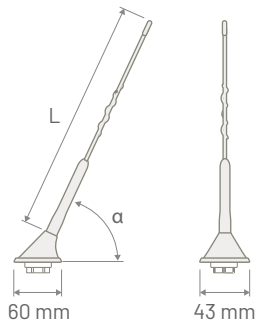


2

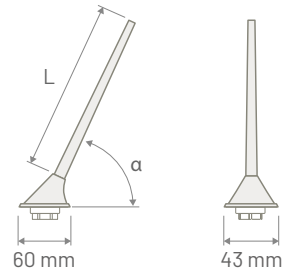
IMG	P/N	DESCRIPTION	AM / FM	DAB	GNSS	ROD LENGTH (L) mm	ROD THREAD	ROD TYPE	BASE ANGLE (α)	IP
1	7677840	TRIPLEX	•	•	•	410	M6	Antinoise	60°	67
2	7677845	TRIPLEX - SHORT ROD	•	•	•	300	M5	Antinoise	60°	67

TECHNICAL SPECIFICATION	AM / FM	DAB	GNSS
FREQUENCY	525-1710 kHz / 87,5-108 MHz	174 - 240 MHz	1559 - 1610 MHz
CONNECTOR	FAKRA Male White	FAKRA Male Black	FAKRA Male Blue
CABLE TYPE	RG 174	RG 174	RG 174
CABLE LENGTH	P/N 7677840 180 mm P/N 7677845 225 mm	P/N 7677840 200 mm P/N 7677845 260 mm	P/N 7677840 220 mm P/N 7677845 270 mm
POWER SUPPLY	12 Volt dedicated		3 - 5 Volt phantom
CONSUMPTION	75 mA max		45 mA max
IMPEDANCE	50 Ω	50 Ω	50 Ω
GAIN	-	P/N 7677840 12 dBi P/N 7677845 0 dBi	P/N 7677840 32 dBi P/N 7677845 30 dBi
VSWR	P/N 7677840 AM: < 5:1 / FM: < 8:1 P/N 7677845 AM: < 5:1 / FM: < 7,5:1	P/N 7677840 < 5:1 P/N 7677845 3,5:1	P/N 7677840 2:1 P/N 7677845 1,5:1
COACHWORK DRILLING	Square: 15 x 15 mm - Round: 19 mm		

# 16V COMBI



1



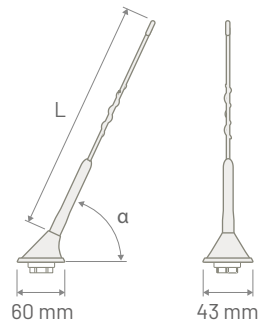
2

IMG	P/N	DESCRIPTION	AM / FM	DAB	ROD LENGTH (L) mm	ROD THREAD	ROD TYPE	BASE ANGLE (α)	IP
1	7677850	COMBI RADIO	•	•	410	M6	Antinoise	60°	68
2	7677855	COMBI RADIO - SHORT ROD	•	•	200	M5	Smooth	60°	68

TECHNICAL SPECIFICATION	AM / FM	DAB
FREQUENCY	525-1710 kHz / 87,5-108 MHz	174 - 240 MHz
CONNECTOR	FAKRA Male White	FAKRA Male Black
CABLE TYPE	RG 174	RG 174
CABLE LENGTH	180 mm	200 mm
POWER SUPPLY	12 Volt dedicated	
CONSUMPTION	50 mA max	
IMPEDANCE	50 Ω	50 Ω
GAIN	-	P/N 7677850 12 dBi P/N 7677855 0 dBi
VSWR	AM: 5:1 / FM: 7,5:1	< 3:1
COACHWORK DRILLING	Square: 15 x 15 mm - Round: 19 mm	

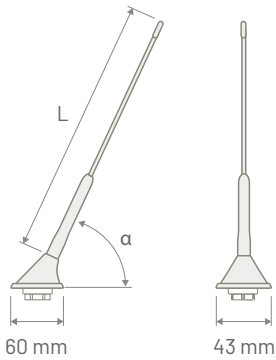


# 16V DAB

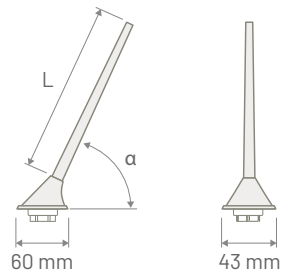


P/N	DESCRIPTION	DAB	ROD LENGTH (L) mm	ROD THREAD	ROD TYPE	BASE ANGLE (α)	IP
7677860	DAB PASSIVE	•	390	M5	Antinoise	60°	68
TECHNICAL SPECIFICATION	DAB						
FREQUENCY	174 - 240 MHz						
CONNECTOR	FAKRA Male Black						
CABLE TYPE	RG 174						
CABLE LENGTH	100 mm						
IMPEDANCE	50 Ω						
GAIN	2 dBi						
VSWR	< 3,5:1						
COACHWORK DRILLING	Square: 15 x 15 mm - Round: 19 mm						

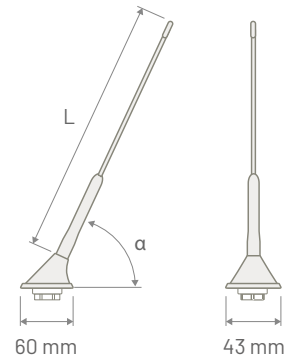
# 16V PASSIVE



1



2



3

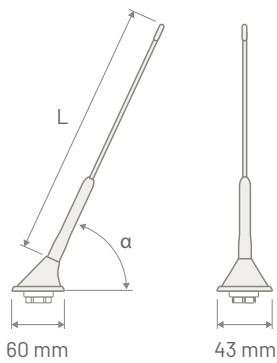
IMG	P/N	DESCRIPTION	AM / FM	ROD LENGTH (L) mm	ROD THREAD	ROD TYPE	BASE ANGLE (α)	IP
1	7677870	RADIO	•	405	M5	Smooth	60°	68
	7677878	RADIO	•	405	M5	Smooth	76°	68
2	7677865	RADIO DAB READY	•	200	M5	Smooth	60°	68
3	7677882	RADIO	•	405	M5	Smooth	45°	68

TECHNICAL SPECIFICATION	AM / FM
FREQUENCY	525-1710 kHz / 87,5-108 MHz
CONNECTOR	FAKRA Male White
BASE CABLE TYPE	RG 174
BASE CABLE LENGTH	180 mm
IMPEDANCE	FM: 50 Ω
VSWR	< 3:1
COACHWORK DRILLING	Square: 15 x 15 mm - Round: 19 mm

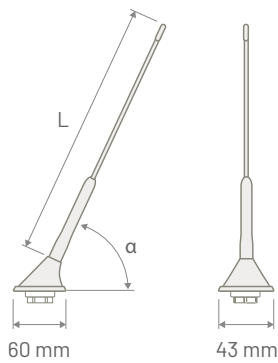
**NOTES**

Extension cable not included in the package  
 P/N 7677865 An active or passive splitter is needed to enable DAB reception (see Service Box chapter)

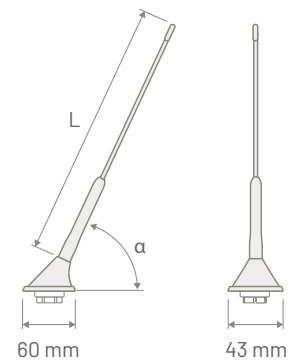
# 16V ACTIVE



1



2



3

IMG	P/N	DESCRIPTION	AM / FM	ROD LENGTH (L) mm	ROD THREAD	ROD TYPE	BASE ANGLE (α)	IP
1	7677872	RADIO	•	405	M5	Smooth	60°	68
	7677874	RADIO	•	405	M5	Antinoise	60°	68
2	7677880	RADIO	•	405	M5	Smooth	76°	68
3	7677876	RADIO	•	405	Antitheft	Antinoise	60°	68

TECHNICAL SPECIFICATION	AM / FM
FREQUENCY	525-1710 kHz / 87,5-108 MHz
CONNECTOR	FAKRA Male White
BASE CABLE TYPE	RG 174
BASE CABLE LENGTH	180 mm
POWER SUPPLY	P/N 7677872 - 7677876 12 Volt phantom P/N 7677874 - 7677880 12 Volt dedicated
CONSUMPTION	60 mA max
IMPEDANCE	FM: 50 Ω
COACHWORK DRILLING	Square: 15 x 15 mm - Round: 19 mm

**NOTES**

Extension cable not included in the package  
P/N 7677876 - Rod antitheft system is patented by MTA Antenne

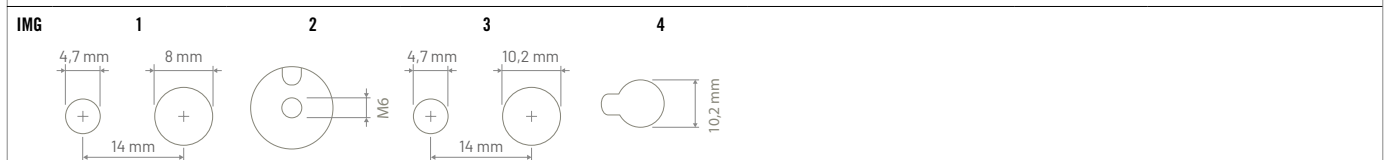
# PASSIVE WITHOUT CABLE



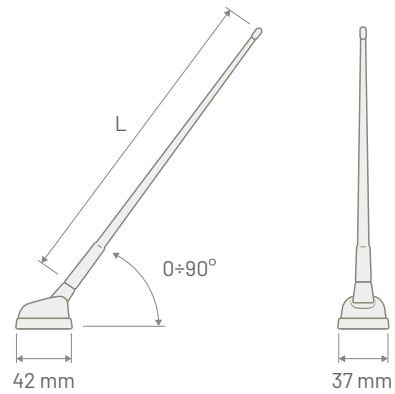
IMG	DESCRIPTION	CUSTOM	AM / FM	ROD LENGTH (L) mm	ROD THREAD	IP	P/N BOX	MOQ	P/N MASTER BOX	MOQ	P/N BULK	MOQ
1	RADIO	FORD	•	400	M6	68	7657009	1	7650013	50	7650021	50
2	RADIO	FCA > 2001	•	400	M6	68	7657015	1	7650014	50	7650022	50
3	RADIO	FCA COMMERCIAL VEHICLES	•	400	M6	68	7657019	1	7650015	50	7650023	50
4	RADIO	FCA 2002 >	•	400	M6	68	7657021	1	7650016	50	7650024	50

TECHNICAL SPECIFICATION	AM / FM
FREQUENCY	525-1710 kHz / 87,5-108 MHz
CONSUMPTION	Passive
MOUNTING	OEM set-up
ROD TYPE	Smooth

## DRILLING DRAWINGS



# PASSIVE WITH CABLE



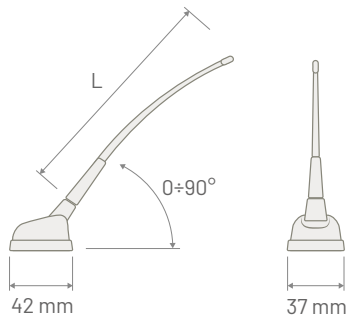
IMG	DESCRIPTION	AM / FM	ROD LENGTH (L) mm	ROD THREAD	IP	P/N BOX	MOQ	P/N MASTER BOX	MOQ	P/N BULK	MOQ
1	RADIO UNIVERSAL	•	400	M6	68	7657016	1	7650017	50	7650025	50
	RADIO UNIVERSAL	•	850	M6	68	7651006	1	7650020	50	7650026	50
2	RADIO FCA 2002 >	•	400	M6	68	7657020	1	7650018	50	7650027	50
3	RADIO UNIVERSAL	•	400	M6	68	7657008	1	7650019	50	7650028	50

TECHNICAL SPECIFICATION	AM / FM
FREQUENCY	525-1710 kHz / 87,5-108 MHz
CONSUMPTION	Passive
CONNECTOR	DIN Male
CABLE TYPE	AR7
CABLE LENGTH	P/N 7657016 - 7657008 - 7651006 2450 mm P/N 7657020 2700 mm
IMPEDANCE	130 Ω
MOUNTING	P/N 7657016 - 7657008 - 7651006 Universal P/N 7657020 OEM set-up
ROD TYPE	Smooth

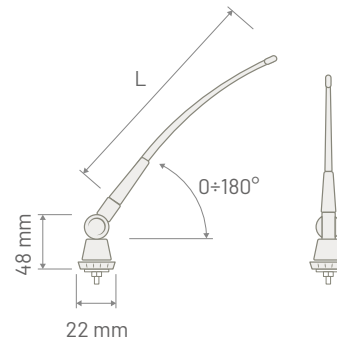
### DRILLING DRAWINGS



# FLEXI



1




2

IMG	DESCRIPTION	AM / FM	ROD LENGTH (L) mm	ROD THREAD	IP	P/N BOX	MOQ	P/N MASTER BOX	MOQ	P/N BULK	MOQ
1	RADIO DAB READY TE BASE	•	240	M6	68	7667010	1	7660300	50	7660304	50
	RADIO DAB READY TE BASE	•	240	M6	68	7667011	1	7660301	50	7660305	50
2	RADIO DAB READY SPHERIC BASE	•	240	M6	68	7667012	1	7660302	50	7660306	50
	RADIO DAB READY SPHERIC BASE	•	240	M6	68	7667013	1	7660303	50	7660307	50

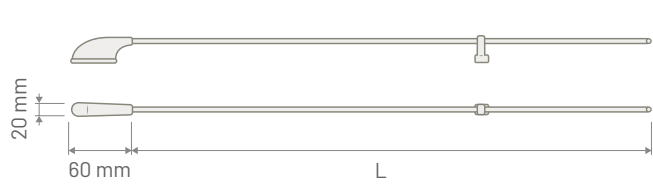
TECHNICAL SPECIFICATION	AM / FM
FREQUENCY	525-1710 kHz / 87,5-108 MHz
CONNECTOR	DIN Male
CABLE TYPE	RG 58
CABLE LENGTH	P/N 7667010 - 7667012 2500 mm P/N 7667011 - 7667013 1500 mm
IMPEDANCE	50 Ω
ROD TYPE AND MATERIAL	High-flex - Heavy duty - Rubber

**NOTES AND DRILLING DRAWINGS**

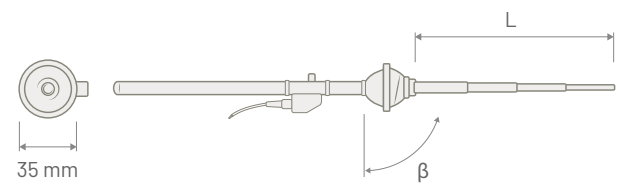
An active or passive splitter is needed to enable DAB reception (see Service Box chapter)



# TELESCOPIC



1

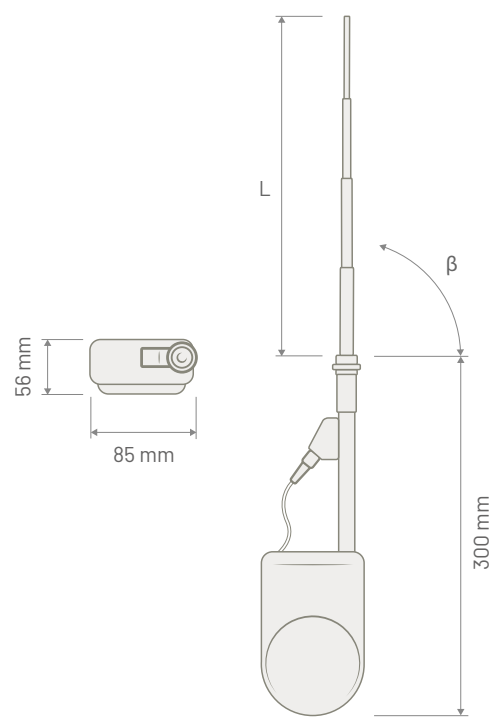


2

IMG	DESCRIPTION	AM / FM	ROD LENGTH (L) mm	ROD ANGLE ( $\beta$ )	P/N BOX	MOQ	P/N MASTER BOX	MOQ
1	RADIO PILLAR	•	Min: 445 - Max: 1240	-	7627008	1	7620018	50
2	RADIO FENDER	•	85	Max 45° from vertical position	7677153	1	7670232	50

TECHNICAL SPECIFICATION	AM / FM
FREQUENCY	525-1710 kHz / 87,5-108 MHz
CONNECTOR	DIN Male
CABLE TYPE	Coaxial
CABLE LENGTH	1500 mm
IMPEDANCE	130 $\Omega$
ROD TYPE AND COLOUR	P/N 7627008 3 elements telescopic - Inox P/N 7677135 4 elements telescopic - Inox
MOUNTING AND COACHWORK DRILLING	P/N 7627008 Pillar - Round: 10 mm P/N 7677135 Fender - Round: 17 mm

# TELESCOPIC ELECTRIC

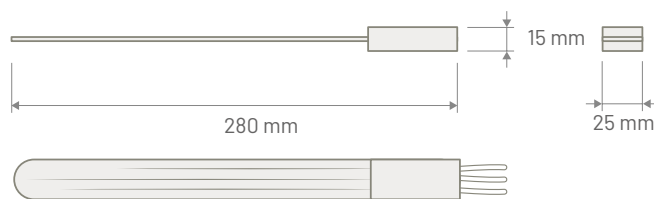


DESCRIPTION	AM / FM	ROD LENGTH (L) mm	ROD ANGLE ( $\beta$ )	P/N BOX	MOQ	P/N MASTER BOX	MOQ
MOTORIZED	•	790	Max 30° from vertical position	7677154	1	7670233	10
MOTORIZED	•	790	Max 30° from vertical position	7677155	1	7670234	10

TECHNICAL SPECIFICATION	AM / FM
FREQUENCY	525-1710 kHz / 87,5-108 MHz
CONNECTOR	DIN Male
CABLE TYPE	3C-2V
CABLE LENGTH	1400 mm
POWER SUPPLY	12 Volt dedicated
CONSUMPTION	36 W max
IMPEDANCE	50 $\Omega$
ROD TYPE AND COLOUR	P/N 7677154 5 elements stainless steel telescopic - Inox P/N 7677155 5 elements stainless steel telescopic - Black
MOUNTING	Fender
COACHWORK DRILLING	Round: 14,5 mm



# NEW LIGHT RADIO SERIES




DESCRIPTION	AM / FM	DAB	IP	P/N BOX	MOQ	P/N MASTER BOX	MOQ
COMBI RADIO	•	•	41	7677925	1	7670235	50
DAB EVOLUTION		•	41	7677929	1	7670236	50

TECHNICAL SPECIFICATION	AM / FM	DAB
FREQUENCY	525-1710 kHz / 87,5-108 MHz	174 - 240 MHz
CONNECTOR	FAKRA Male White	FAKRA Male Black
CABLE TYPE	RG 174	RG 174
CABLE LENGTH	170 mm	170 mm
POWER SUPPLY	12 Volt phantom	12 Volt phantom
CONSUMPTION	90 mA max	90 mA max
IMPEDANCE	50 Ω	50 Ω
GAIN	-	8 dBi
VSWR	FM: < 3:1	< 2:1
MOUNTING	Internal adhesive on glass	

**NOTES**

Antenna must be powered from both AM/FM and DAB connectors

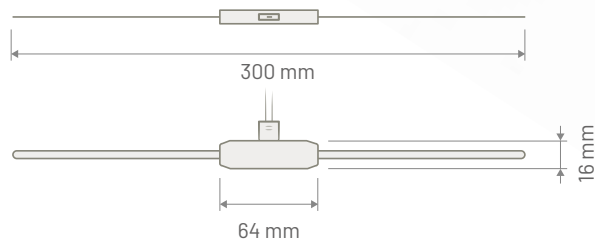
# RUBBER DAB



DESCRIPTION	DAB	P/N BOX	MOQ	P/N MASTER BOX	MOQ	P/N BULK	MOQ
RUBBER DAB	•	7137134	1	7130052	50	7130053	50

TECHNICAL SPECIFICATION	DAB
FREQUENCY	174 - 240 MHz
CONNECTOR	SMB Female 90°
CABLE TYPE	RG 174
CABLE LENGTH	3500 mm
POWER SUPPLY	12 Volt phantom
CONSUMPTION	35 mA max
IMPEDANCE	50 Ω
GAIN	6 dBi
VSWR	1,8 typical
MOUNTING	Internal adhesive on glass

# WHISKER



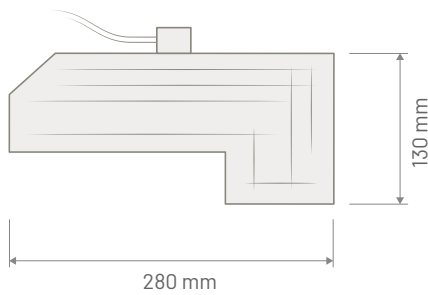

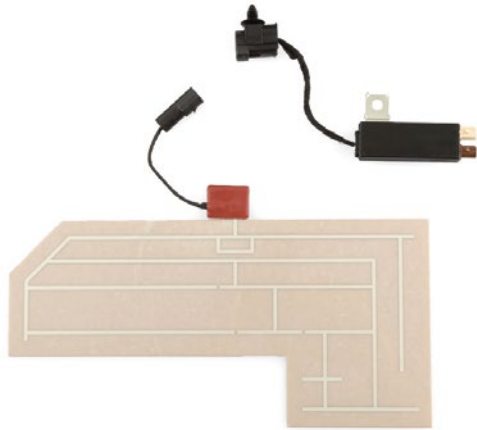
DESCRIPTION	AM / FM	P/N BOX	MOQ	P/N MASTER BOX	MOQ
WHISKER DIN	•	7697015	1	7690014	50
WHISKER FAKRA	•	7697018	1	7690015	50

TECHNICAL SPECIFICATION	AM / FM
FREQUENCY	525 - 1710 kHz / 87,5 - 108 MHz
CONNECTOR	P/N 7697015 DIN Male P/N 7697018 FAKRA Female White
CABLE LENGTH	2400 mm
POWER SUPPLY	P/N 7697015 12 Volt dedicated P/N 7697018 12 Volt phantom
CONSUMPTION	40 mA max
IMPEDANCE	75 Ω
VSWR	< 3:1
MOUNTING	Internal adhesive on glass

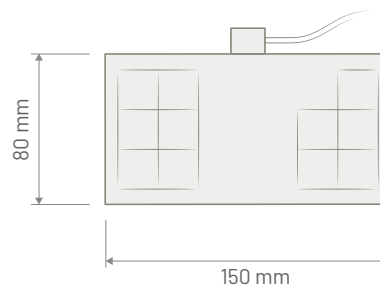
**NOTES**

AM and FM double amplification

# FOIL



1



2

IMG	DESCRIPTION	AM / FM	DAB	IP	P/N BOX	MOQ	P/N MASTER BOX	MOQ
1	FOIL COMBI RADIO	•	•	67	7677955	1	7670237	20
2	FOIL DAB		•	67	7677951	1	7670238	20

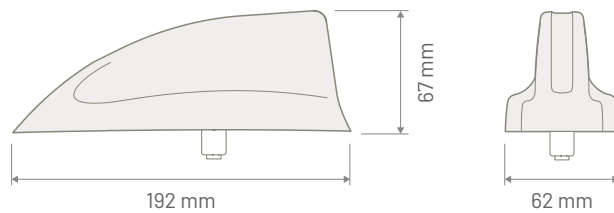
TECHNICAL SPECIFICATION	AM / FM	DAB
FREQUENCY	525-1710 kHz / 87,5-108 MHz	174 - 240 MHz
CONNECTOR	FAKRA Male White	FAKRA Male Brown DAB
POWER SUPPLY	12 Volt phantom	12 Volt phantom
CONSUMPTION	60 mA max	60 mA max
IMPEDANCE	50 Ω	50 Ω
GAIN	-	P/N 7677955 8 dBi P/N 7677951 10 dBi
VSWR	FM: 2,1:1	P/N 7677955 1,7:1 P/N 7677951 <2:1
MOUNTING	Foil: Internal adhesive on bumper and other plastic and fiberglass surface Amplifier: screw to the metallic part	

**NOTES**

P/N 7677955 Amplifier must be powered from both AM/FM and DAB connectors

# **TELEMATIC ANTENNAS**

# SHARK 3 TELEMATICS

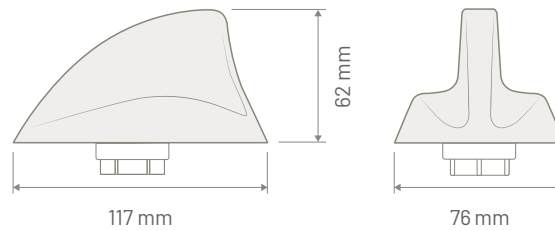


DESCRIPTION	GSM UMTS LTE	WIFI DUAL BAND BLUETOOTH	GNSS	IP	P/N BOX	MOQ	P/N MASTER BOX	MOQ	P/N BULK	MOQ
COMLOC MIMO	2x	•	•	69	7727108	1	7723003	24	7723007	40
COM MIMO	2x	•	-	69	7727106	1	7723004	24	7723008	40

TECHNICAL SPECIFICATION	GSM - UMTS - LTE	WIFI DUAL BAND BLUETOOTH	GNSS
FREQUENCY	GSM: 876-935 / 1710-1880 MHz UMTS: 1900-2025 / 2110-2200 MHz LTE: 698-960 / 1710-2160 / 2490-2690 MHz	2401 – 2495 MHz / 5170 – 5850 MHz	1559 – 1610 MHz
CONNECTOR	FAKRA Male Bordeaux	FAKRA Male Violet	FAKRA Male Blue
CABLE TYPE	RG 174	RG 174	RG 174
CABLE LENGTH	230 mm and 260 mm	180 mm	410 mm
POWER SUPPLY	-	-	5 Volt (± 0,5) phantom
CONSUMPTION	-	-	31 mA max
IMPEDANCE	50 Ω	50 Ω	50 Ω
GAIN	Peak: 1 dBi	Peak: 5 dBi	28 dBi
VSWR	3:1	2,5:1	1,7:1
MAX POWER	4 Watt	4 Watt	-
MOUNTING	On roof		
COACHWORK DRILLING	Round: min 17 mm - max 23 mm		



# SHARK 2

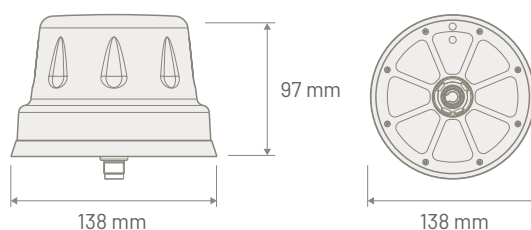


DESCRIPTION	GSM - UMTS LTE - 5G	WIFI DUAL BAND BLUETOOTH	GNSS	IP	P/N BOX	MOQ	P/N MASTER BOX	MOQ	P/N BULK	MOQ
COMLOC	•	-	•	68	7727098	1	7723001	24	7723005	40
COMLOC WIFI	•	•	•	68	7727099	1	7723002	24	7723006	40

TECHNICAL SPECIFICATION	GSM - UMTS - LTE - 5G	WIFI DUAL BAND BLUETOOTH	GNSS
FREQUENCY	GSM: 876-935 / 1710-1880 MHz UMTS: 1900-2025 / 2110-2200 MHz LTE: 698-960 / 1710-2160 / 2490-2690 MHz 5G: 3400 - 3800 MHz	2401 – 2495 MHz / 5170 – 5850 MHz	1559 – 1610 MHz
CONNECTOR	FAKRA Male Bordeaux	FAKRA Male Violet	FAKRA Male Blue
CABLE TYPE	RG 174	RG 174	RG 174
CABLE LENGTH	290 mm	120 mm	290 mm
POWER SUPPLY	-	-	3 - 5 Volt phantom
CONSUMPTION	-	-	45 mA max
IMPEDANCE	50 Ω	50 Ω	50 Ω
GAIN	Peak: min 2 dBi - max 6 dBi	Peak: 6 dBi	28 dBi
VSWR	min 2:1 - max 2,5:1	2:1	2:1
MAX POWER	4 Watt	4 Watt	-
MOUNTING	On roof		
COACHWORK DRILLING	Square: 15x15 mm - Round: 19 mm		



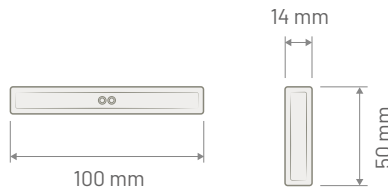
# RADOME COMPACT



DESCRIPTION	GSM UMTS LTE	WIFI DUAL BAND BLUETOOTH	GNSS	IP	P/N BOX	MOQ	P/N BULK	MOQ
COM MIMO 2x2	2x	2x	-	69	7770052	1	7770068	6
COMLOC	•	•	•	69	7770057	1	7770069	6
COMLOC MIMO 3x	3x	•	•	69	7770058	1	7770070	4
COMLOC MIMO 2x2	2x	2x	•	69	7770059	1	7770071	4

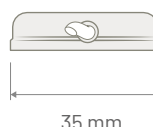
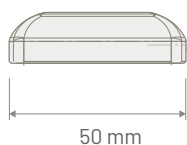
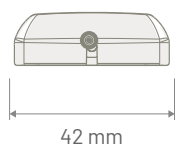
TECHNICAL SPECIFICATION	GSM - UMTS - LTE	WIFI DUAL BAND BLUETOOTH	GNSS
FREQUENCY	GSM: 876-935 / 1710-1880 MHz UMTS: 1900-2025 / 2110-2200 MHz LTE: 698-960 / 1710-2160 / 2490-2690 MHz	WIFI: 2401-2495 / 5170-5850 MHz BLUETOOTH: 2400 MHz	1559 - 1610 MHz
CONNECTOR	FAKRA Male Bordeaux	FAKRA Male Violet	FAKRA Male Blue
CABLE TYPE	RG 174	RG 174	RG 174
CABLE LENGTH	190 mm	190 mm	190 mm
POWER SUPPLY	-	-	3 - 5 Volt phantom
CONSUMPTION	-	-	45 mA max
IMPEDANCE	50 Ω	50 Ω	50 Ω
GAIN	5 dBi max	4 dBi max	28 dBi
VSWR	2,5:1	1,8:1	1,5:1
MAX POWER	4 Watt	4 Watt	-
MOUNTING	On roof		
COACHWORK DRILLING	Round: 19 mm		

# LUNEX EVOLUTION



DESCRIPTION	GSM UMTS LTE	GNSS	IP	P/N BOX	MOQ	P/N MASTER BOX	MOQ	P/N BULK	MOQ
LUNEX EVOLUTION	•	•	41	7731010	1	7723009	50	7723010	50
TECHNICAL SPECIFICATION	GSM - UMTS - LTE			GNSS					
FREQUENCY	GSM: 876-935 / 1710-1880 MHz UMTS: 1900-2025 / 2110-2200 MHz LTE: 698-960 / 1710-2160 / 2490-2690 MHz			1559 - 1610 MHz					
CONNECTOR	FAKRA Male Bordeaux			FAKRA Male Blue					
CABLE TYPE	RG 174			RG 174					
CABLE LENGTH	210 mm			210 mm					
POWER SUPPLY	-			3 - 5 Volt phantom					
CONSUMPTION	-			36 mA max					
IMPEDANCE	50 Ω			50 Ω					
GAIN	0 dBi			29 dBi					
VSWR	GSM: 3,5:1 UMTS: 2:1 LTE: 2,5:1			2:1					
MAX POWER	4 Watt			-					
MOUNTING	Internal adhesive mounting								

# NAVI



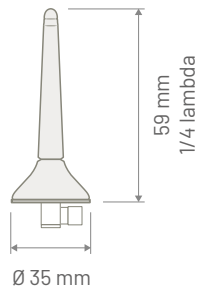
1

2

IMG	DESCRIPTION	GNSS	GPS	IP	P/N BOX	MOQ	P/N MASTER BOX	MOQ	P/N BULK	MOQ
1	NAVI	•		69k	7757001	1	7750191	50	7750192	50
	NAVI	•		69k	7757002	1	7750193	50	7750194	50
	NAVI	•		69k	7757006	1	7750195	50	7750196	50
2	NAVI SMALL		•	52	7750004	1	7750197	50	7750198	50
	NAVI SMALL		•	52	7750006	1	7750199	50	7750200	50
	NAVI SMALL		•	52	7750180	1	7750201	50	7750202	50

TECHNICAL SPECIFICATION	GNSS	GPS
FREQUENCY	1559-1610 MHz	1575,42 MHz
CONNECTOR	P/N 7757001 SMB Female P/N 7757002 SMA Male P/N 7757006 FAKRA Female Blue	P/N 7750004 SMB Female P/N 7750006 FAKRA Female Blue P/N 7750180 FAKRA Male Blue
CABLE TYPE	RG 174	RG 174
CABLE LENGTH	3500 mm	P/N 7750004 7750006 3500 mm P/N 7750180 100 mm
POWER SUPPLY	3 - 5 Volt phantom	3 - 5 Volt phantom
CONSUMPTION	45 mA max	22 mA max
IMPEDANCE	50 Ω	50 Ω
GAIN	28 dBi	≥ 22 dBi
VSWR	1,5:1	< 2,1
MOUNTING	Internal and external - Magnetic and adhesive mounting	Internal adhesive mounting

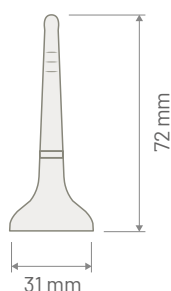
# LAMBDA QUARTER



DESCRIPTION	GSM UMTS	IP	P/N BOX	MOQ	P/N MASTER BOX	MOQ	P/N BULK	MOQ
LAMBDA QUARTER	•	64	7681052	1	7680636	50	7680637	50

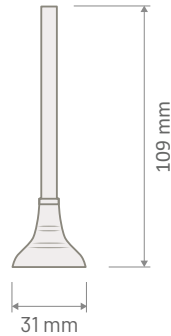

TECHNICAL SPECIFICATION	GSM - UMTS
FREQUENCY	GSM: 876-935 / 1710-1880 MHz UMTS: 1900-2025 / 2110-2200 MHz
CONNECTOR	FME Male
CABLE TYPE	RG 58
CABLE CONNECTOR	FME Female
CABLE LENGTH	5000 mm
IMPEDANCE	50 Ω
GAIN	2,15 dBi
VSWR	TX ≤ 2:1 - RX ≤ 2,5:1
MAX POWER	8 Watt
MOUNTING	Metal plane
COACHWORK DRILLING	Round: 14

# MAGNETIC EVOLUTION



DESCRIPTION	ISM LTE GSM	DCS PCS UMTS	LTE WIFI BT	IP	P/N BOX	MOQ	P/N MASTER BOX	MOQ	P/N BULK	MOQ
LTE MAG EVO 4G	•	•	•	68	8610147	1	8610176	50	8610177	100
TECHNICAL SPECIFICATION	ISM - LTE - GSM		DCS - PCS - UMTS		LTE - WIFI - BLUETOOTH					
FREQUENCY	698 - 960 MHz		1710 - 2170 MHz		2500 - 2700 MHz					
CONNECTOR	SMA Male									
CABLE TYPE	RG 174									
CABLE LENGTH	3000 mm									
IMPEDANCE	50 Ω		50 Ω		50 Ω					
GAIN	1 dBi		2,4 dBi		2,1 dBi					
VSWR	~ 1,9:1		~ 1,5:1		~ 1,3:1					
MAX POWER	50 Watt		50 Watt		50 Watt					
MOUNTING	Magnetic mount									



# MAGNETIC EVOLUTION



DESCRIPTION	5G - 4G 3G - 2G	LPWA NB-IoT	BLUETOOTH	WIFI DUALBAND	IP	P/N BOX	MOQ	P/N MASTER BOX	MOQ	P/N BULK	MOQ
MAG EVO 5G	•	•	•	•	68	8610157	1	8610178	50	8610179	100

TECHNICAL SPECIFICATION	5G - 4G - 3G - 2G / LPWA / NB-IoT / BLUETOOTH / WIFI DUALBAND				
FREQUENCY	617 - 960 MHz	1427 - 2690 MHz	3300 - 5000 MHz	5150 - 5295 MHz	
PEAK GAIN	1.0 dBi	2.9 dBi	2.5 dBi	0.4 dBi	
VSWR	1.8:1	1.9:1	2.6:1	2.8:1	
CONNECTOR	SMA Male Reverse Polarity				
CABLE TYPE	LL100 Low Loss				
CABLE LENGTH	3000 mm				
POWER SUPPLY	Passive				
RADIATION	Omnidirectional				
POLARIZATION	Linear				
IMPEDANCE	50 Ω				
BASE MATERIAL	Polypropylene				
ROD MATERIAL	Brass				
MAX POWER	35 Watt				
WEIGHT	70 g				
TEMPERATURE	- 40° C to + 85° C				
MOUNTING	Internal, magnetic				


# RUBBER



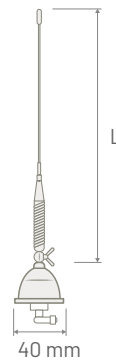
DESCRIPTION	GSM	UMTS	LTE	IP	P/N BOX	MOQ	P/N MASTER BOX	MOQ	P/N BULK	MOQ
RUBBER LTE	•	•	•	67	7681080	1	7680638	50	7680639	50

TECHNICAL SPECIFICATION	GSM	UMTS	LTE
FREQUENCY	876-935 / 1710-1880 MHz	1900-2025 / 2110-2200 MHz	698-960 / 1710-2160/ 2490-2690 MHz
CONNECTOR	FAKRA Male Bordeaux		
CABLE TYPE	RG 174		
CABLE LENGTH	110 mm		
IMPEDANCE	50 Ω		
GAIN	Peak: 2 dBi		
VSWR	3,2:1		
MOUNTING	Internal adhesive		

# EMERGENCY SERVICES



1



2

IMG	DESCRIPTION	VHF UHF TETRA	70/80 MHZ	ROD LENGTH (L) mm	ROD TYPE	P/N BOX	MOQ	P/N MASTER BOX	MOQ
1	ES TUNABLE	•		655	Stainless steel	7771010	1	7130054	25
2	ES 70/80 MHZ		•	950	Fiberglass	7640006	1	7130055	25

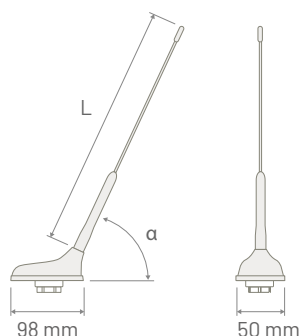
TECHNICAL SPECIFICATION	VHF - UHF - TETRA	70/80 MHZ
FREQUENCY	VHF: 146-174 MHz UHF: 430-470 MHz TETRA: 380-430 MHz	70 - 80 MHz
CONNECTOR	Extension cable without connector	TNC F
CABLE TYPE	RG 58	Without extension cable
CABLE LENGTH	5000 mm	-
IMPEDANCE	50 Ω	50 Ω
GAIN	2 dBi	0 dBi
VSWR	< 1,5:1	2:1
MAX POWER	100 Watt	100 Watt
MOUNTING	On roof / Pillar / Fender	On roof / Pillar / Fender
COACHWORK DRILLING	Round: 19 mm	

**NOTES**

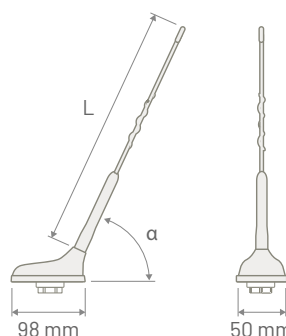
P/N 7771010 Omnidirectional 1/4 lambda type - tunable rod  
 P/N 7640006 Optional extension cable P/N 7583040 (Type: RG 58 - Length: 5000 mm - Connector: TNC Male 90°)



# 16V TRIPLEX



1

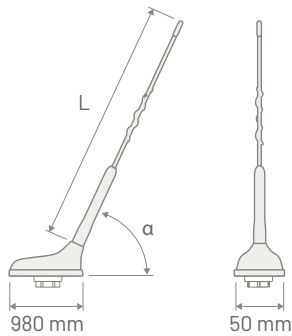


2

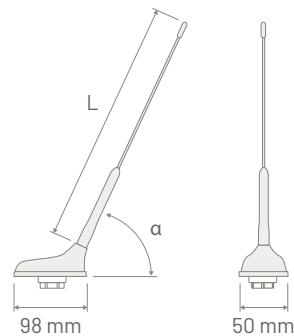
IMG	DESCRIPTION	VHF	UHF	GSM	GNSS	ROD LENGTH (L) mm	ROD THREAD	ROD TYPE	BASE ANGLE (α)	IP	P/N BOX	MOQ	P/N MASTER BOX	MOQ
1	TRIPLEX UHF		•	•	•	265	M6	Smooth	60°	67	7771004	1	7770072	25
2	TRIPLEX VHF	•		•	•	380	M6	Antinoise	60°	67	7771005	1	7770073	25

TECHNICAL SPECIFICATION	VHF	UHF	GSM	GNSS
FREQUENCY	146 - 174 MHz	430 - 470 MHz	876-935 / 1710-1880 MHz	1559 - 1610 MHz
ANTENNA CONNECTOR	FAKRA Male Green	FAKRA Male Green	FAKRA Male Bordeaux	FAKRA Male Blue
ANTENNA CABLE TYPE	RG 174	RG 174	RG 174	RG 174
ANTENNA CABLE LENGTH	200 mm	200 mm	200 mm	220 mm
EXTENSION CABLE TYPE	RG 58	RG 58	RG 58	RG 174
EXTENSION CABLE LENGTH	5000 mm	5000 mm	5000 mm	5000 mm
EXTENSION CABLE CONNECTOR	FAKRA Female Green FME Female		FAKRA Female Bordeaux FME Female	FAKRA Female Blue FME Female
POWER SUPPLY	-	-	-	3 - 5 Volt
CONSUMPTION	-	-	-	45 mA max
IMPEDANCE	50 Ω	50 Ω	50 Ω	50 Ω
GAIN	0 dBi	-1 dBi	Peak: 3 dBi	30 dBi
VSWR	1,5:1	2:1	3:1	1,5:1
MAX POWER	20 Watt	10 Watt	4 Watt	-
MOUNTING	On roof			
COACHWORK DRILLING	Square: 15 x 15 mm - Round: 19 mm			

# 16V COMBI



1

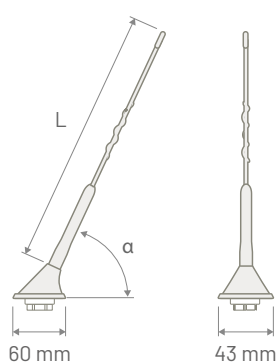


2

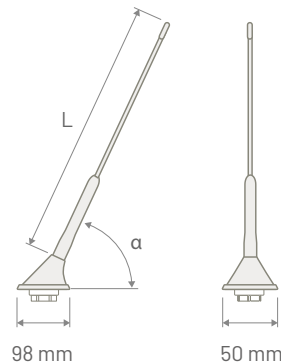
IMG	DESCRIPTION	VHF	UHF	GNSS	ROD LENGTH (L) mm	ROD THREAD	ROD TYPE	BASE ANGLE ( $\alpha$ )	IP	P/N BOX	MOQ	P/N MASTER BOX	MOQ
1	COMBI VHF	•		•	380	M6	Antinoise	60°	67	7771000	1	7770074	25
2	COMBI UHF		•	•	265	M6	Smooth	60°	67	7771001	1	7770075	25

TECHNICAL SPECIFICATION	VHF	UHF	GNSS
FREQUENCY	146 - 174 MHz	430 - 470 MHz	1559 - 1610 MHz
ANTENNA CONNECTOR	FAKRA Male Green	FAKRA Male Green	FAKRA Male Blue
ANTENNA CABLE TYPE	RG 174	RG 174	RG 174
ANTENNA CABLE LENGTH	250 mm	200 mm	250 mm
EXTENSION CABLE TYPE	RG 58	RG 58	RG 174
EXTENSION CABLE LENGTH	5000 mm	5000 mm	5000 mm
EXTENSION CABLE CONNECTOR	FAKRA Female Green - FME Female	FAKRA Female Green - FME Female	FAKRA Female Blue - SMB Female
POWER SUPPLY	-	-	3 - 5 Volt
CONSUMPTION	-	-	45 mA max
IMPEDANCE	50 $\Omega$	50 $\Omega$	50 $\Omega$
GAIN	-1 dBi	0 dBi	30 dBi
VSWR	1.5:1	2:1	1.5:1
MAX POWER	20 Watt	20 Watt	-
MOUNTING	On roof		
COACHWORK DRILLING	Square: 15 x 15 mm - Round: 19 mm		

# 16V MONO



1




2

IMG	DESCRIPTION	VHF	UHF	ROD LENGTH (L) mm	ROD THREAD	ROD TYPE	BASE ANGLE (α)	IP	P/N BOX	MOQ	P/N MASTER BOX	MOQ
1	MONO VHF	•		380	M6	Antinoise	60°	68	7771002	1	7770076	25
2	MONO UHF		•	265	M6	Smooth	60°	68	7771003	1	7770077	25

TECHNICAL SPECIFICATION	VHF	UHF
FREQUENCY	146 - 174 MHz	430 - 470 MHz
ANTENNA CONNECTOR	FAKRA Male Green	FAKRA Male Green
ANTENNA CABLE TYPE	RG 174	RG 174
ANTENNA CABLE LENGTH	200 mm	200 mm
EXTENSION CABLE TYPE	RG 58	RG 58
EXTENSION CABLE LENGTH	5000 mm	5000 mm
EXTENSION CABLE CONNECTOR	FAKRA Female Green - FME Female	FAKRA Female Green - FME Female
IMPEDANCE	50 Ω	50 Ω
GAIN	-1 dBi	0 dBi
VSWR	1.5:1	2.1:1
MAX POWER	20 Watt	20 Watt
MOUNTING	On roof	
COACHWORK DRILLING	Square: 15 x 15 mm - Round: 19 mm	

# **BUILDING ANTENNAS**

# ARRAY FULL LTE



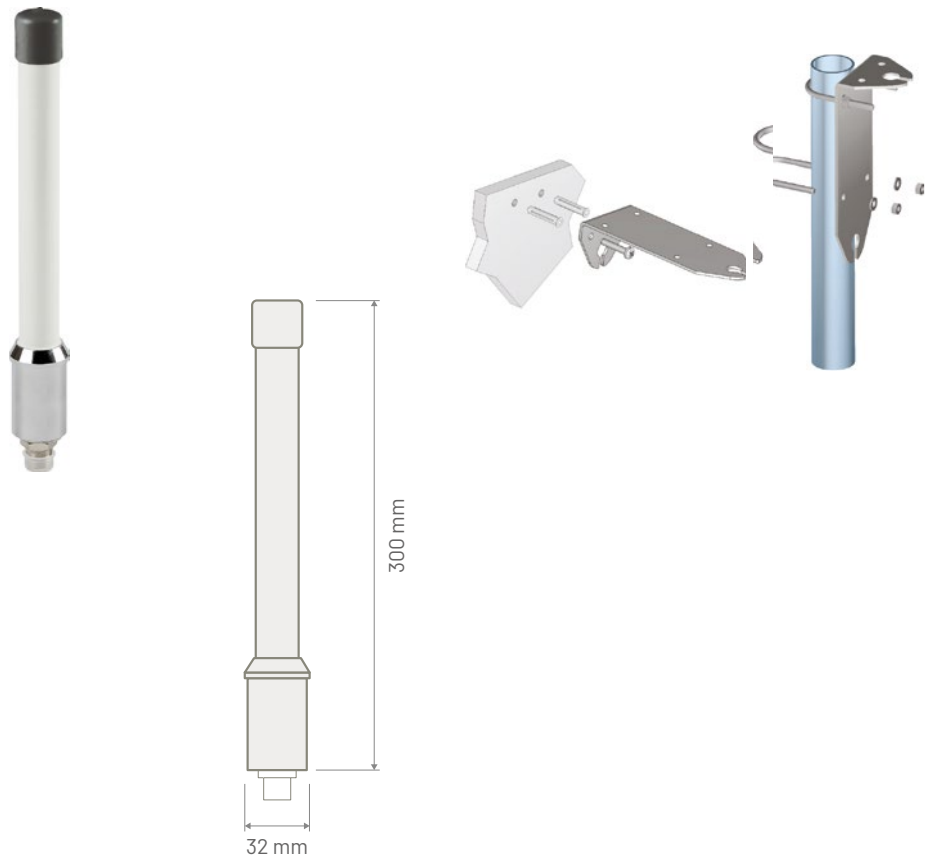
P/N	DESCRIPTION	GSM LTE	DCS	UMTS	WIFI LTE	CONNECTOR	CABLE TYPE	CABLE LENGTH mm	IP
8610138	ARRAY FULL LTE	•	•	•	•	SMA Male	Low Loss	5000	54
8610139	ARRAY FULL LTE	•	•	•	•	FME Female	Low Loss	5000	54
8610141	ARRAY FULL LTE	•	•	•	•	SMA Male	Low Loss	10000	54
8610142	ARRAY FULL LTE	•	•	•	•	SMA Male	Low Loss	12000	54

TECHNICAL SPECIFICATION	GSM - LTE	DCS	UMTS	WIFI - LTE
FREQUENCY	790 ÷ 960 MHz	1710 ÷ 1880 MHz	1920 ÷ 2170 MHz	2400 ÷ 2700 MHz
RADIATION	Omnidirectional			
IMPEDANCE	50 Ω	50 Ω	50 Ω	50 Ω
GAIN	5 dBi	5 dBi	6 dBi	5 dBi
VSWR	< 2.5	< 2.0	< 2.0	< 2.0
MAX POWER	20 Watt	10 Watt	10 Watt	6 Watt
MOUNTING	On mast with special bracket (included) / On wall with two screws (not included)			

**NOTES**

The special bracket is compatible with mast diameter between 25 to 42 mm

# FIBERGLASS FULL LTE



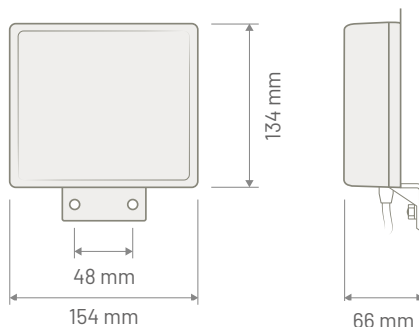
P/N	DESCRIPTION	LTE ISM GSM	DCS- PNC DECT - UMTS WIFI	CONNECTOR	CABLE TYPE	CABLE LENGTH mm	IP
8610155	FIBERGLASS FULL LTE	•	•	N Female	-	-	64
8610156	FIBERGLASS FULL LTE	•	•	SMA Male	Low Loss	5000	64

TECHNICAL SPECIFICATION	LTE - ISM - GSM	DCS - PCN - DECT - UMTS - WIFI
FREQUENCY	790 ÷ 960 MHz	1710 ÷ 2700 MHz
RADIATION	Omnidirectional	
IMPEDANCE	50 Ω	50 Ω
GAIN	2 dBi	4 dBi
VSWR	< 2.2	< 2.2
MAX POWER	25 Watt	25 Watt
MOUNTING	On mast / On wall with special steel bracket (included)	

**NOTES**

The special bracket is compatible with mast diameter between 35 to 42 mm

# COMPACT FULL LTE



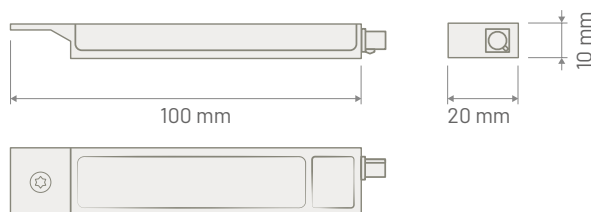
P/N	DESCRIPTION	GSM LTE	DCS	UMTS	WIFI LTE	CONNECTOR	CABLE TYPE	CABLE LENGTH mm	IP
8610144	COMPACT FULL LTE	•	•	•	•	SMA Male	Low Loss	5000	54
8610145	COMPACT FULL LTE	•	•	•	•	FME Female	Low Loss	5000	54

TECHNICAL SPECIFICATION	GSM - LTE	DCS	UMTS	WIFI - LTE
FREQUENCY	790 ÷ 960 MHz	1710 ÷ 1880 MHz	1920 ÷ 2170 MHz	2300 - 2700 MHz
RADIATION	Directional			
IMPEDANCE	50 Ω	50 Ω	50 Ω	50 Ω
GAIN	6,5 dBi ± 0,5 dBi	9 dBi	9 dBi	8,5 dBi ± 0,5 dBi
VSWR	< 2.0	< 2.0	< 2.0	< 2.0
MAX POWER	30 Watt	15 Watt	10 Watt	10 Watt
MOUNTING	On mast / On wall			

# **SERVICE BOX RANGE**



## DAB & PLAY ACTIVE



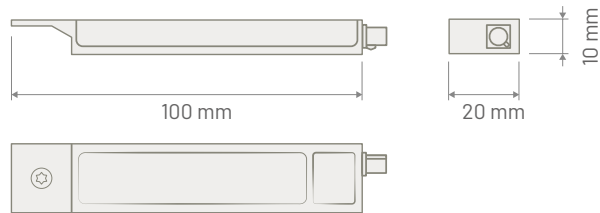
P/N	DESCRIPTION	CUSTOM	FM / DAB	IP
7590009	ACTIVE DAB & PLAY	Volkswagen Passat B7 and B8	•	52

TECHNICAL SPECIFICATION	FM / DAB
FREQUENCY	FM: 87,5 - 108 MHz / DAB: 174 - 240 MHz
CONNECTOR	DOUBLE FAKRA Male Black
EXTENSION CABLE TYPE	RG 174
EXTENSION CABLE LENGTH	6500 mm
EXTENSION CABLE CONNECTOR	DOUBLE FAKRA Female Black and SMB Female
POWER SUPPLY	8,5 ÷ 12 Volt phantom
CONSUMPTION	50 mA max
IMPEDANCE	50 Ω
GAIN	FM: 6 dB / DAB: 19 dB
VSWR	< 2:1
MOUNTING	Replace the original FM amplifier to add DAB antenna prepared on the original rear or side glass

### NOTES

DAB & PLAY amplifier works in selected Volkswagen vehicles with prepared DAB antenna into the original glass

# DAB & PLAY PASSIVE



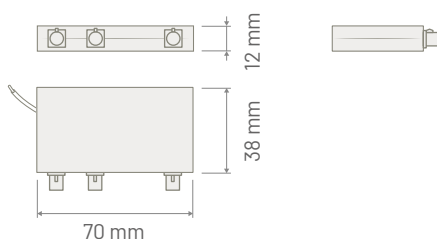
P/N	DESCRIPTION	CUSTOM	FM / DAB	IP
7590008	PASSIVE BYPASS DAB & PLAY	Volkswagen, Seat and Skoda with prepared on glass original DAB antenna	•	52
7590013	PASSIVE BYPASS DAB & PLAY	Volkswagen Golf 6 and 7	•	52

TECHNICAL SPECIFICATION	FM / DAB
FREQUENCY	FM: 87,5 - 108 MHz / DAB: 174 - 240 MHz
CONNECTOR	FAKRA Male Waterblue
IMPEDANCE	50 Ω
MOUNTING	Replace the original FM amplifier to add DAB antenna prepared on the original rear or side glass

**NOTES**

P/N 7590008 suitable only for a head unit with hybrid tuner (FM and DAB with only one antenna connector), or combined with active splitter 7561004 and cables kit  
 P/N 7590013 suitable for any application with original VW head unit or aftermarket head unit with Fakra connectors; complete of active splitter and cables  
 DAB & PLAY passive bypass works only in VW vehicle with prepared DAB antenna in the original glass. Contact your car dealer to check if glass is prepared

## ACTIVE SPLITTER



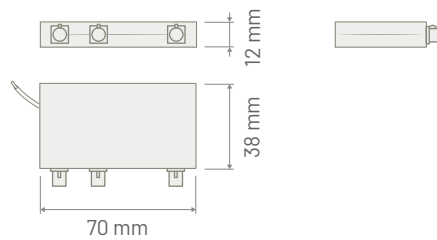

P/N	DESCRIPTION	AM / FM DAB	CONNECTOR	ADAPTER CABLE ANTENNA IN	ADAPTER CABLE AM / FM OUT	ADAPTER CABLE DAB OUT	ADAPTER CABLE LENGTH mm	IP
7561004	ACTIVE SPLITTER	•	FAKRA Male Waterblue for IN and OUT	-	-	-	-	40
7562030	ACTIVE SPLITTER KIT DIN	•	FAKRA Male Waterblue for IN and OUT	DIN Female	DIN Male	SMB Female 90°	500	40
7132087	ACTIVE SPLITTER KIT DIN/ISO	•	FAKRA Male Waterblue for IN and OUT	ISO Female	DIN Male	SMB Female 90°	500	40

TECHNICAL SPECIFICATION	AM / FM - DAB
FREQUENCY	AM/FM: 525 - 1710 kHz / 87,5 - 108 MHz / DAB: 174 - 240 MHz
POWER SUPPLY	12 Volt dedicated
CONSUMPTION	110 mA
IMPEDANCE	50 Ω
GAIN	AM: 25 dB / FM: 12 dB / DAB: 20 dB
VSWR	FM: 3:1 / DAB: 2.5:1
MOUNTING	Internal of the vehicle with double-sided tape or plastic ties

### NOTES

AM/FM/DAB Splitter allows to recover the DAB signals from an AM/FM passive antenna ready for digital radio. The AM/FM/DAB Active Splitter works only with AM/FM passive antennas prepared to receive the DAB signals. The AM/FM/DAB Active Splitter is not suitable for active antenna systems.

# PASSIVE SPLITTER



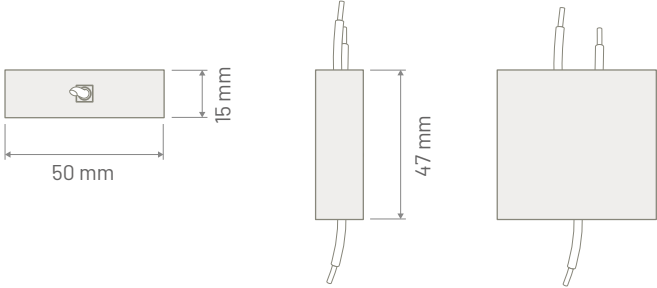
P/N	DESCRIPTION	AM / FM DAB	CONNECTOR	ADAPTER CABLE ANTENNA IN	ADAPTER CABLE AM / FM OUT	ADAPTER CABLE DAB OUT	ADAPTER CABLE LENGTH mm	IP
7561006	PASSIVE SPLITTER	•	FAKRA Male Waterblue for IN and OUT	-	-	-	-	40
7561007	PASSIVE SPLITTER KIT DIN	•	FAKRA Male Waterblue for IN and OUT	DIN Female	DIN Male	SMB Female 90°	500	40
7561008	PASSIVE SPLITTER KIT DIN/ISO	•	FAKRA Male Waterblue for IN and OUT	ISO Female	DIN Male	SMB Female 90°	500	40

TECHNICAL SPECIFICATION	AM / FM - DAB
FREQUENCY	AM/FM: 525 - 1710 kHz / 87,5 - 108 MHz / DAB: 174 - 240 MHz
IMPEDANCE	50 Ω
GAIN	-2 dB
VSWR	FM: 2:1 / DAB: 2:1
MOUNTING	Internal of the vehicle with double-sided tape or plastic ties

**NOTES**

AM/FM/DAB Passive Splitter allows to recover the DAB signals from an AM/FM active or passive antenna ready for digital radio. The AM/FM/DAB Passive Splitter works only with AM/FM active or passive antennas ready to receive the DAB signals. The AM/FM/DAB Passive Splitter is suitable for active antenna with 12 Volt phantom supply.

# ACTIVE SPLITTER



P/N	DESCRIPTION	GNSS	IP
7562019	GNSS SPLITTER	•	42
TECHNICAL SPECIFICATION	GNSS		
FREQUENCY	1559 – 1610 MHz		
ANTENNA CONNECTOR	FAKRA Male Blue		
ANTENNA CABLE TYPE	RG 174		
ANTENNA CABLE LENGTH	150 mm		
DEVICE CONNECTOR	FAKRA Female Blue		
DEVICE CABLE TYPE	RG 174		
DEVICE CABLE LENGTH	480 mm		
POWER SUPPLY	3 - 5 Volt phantom		
CONSUMPTION	45 mA max		
IMPEDANCE	50 Ω		
GAIN	-4,5 dB		
VSWR	2:1		
MOUNTING	Internal / Adhesive		

# **ADAPTERS AND CABLES**

## ADAPTER CABLES

### AM/FM ADAPTER CABLES

P/N	ANTENNA SIDE	ORIGINAL CABLE SIDE	CABLE TYPE	CABLE LENGTH mm	COMPATIBILITY
7581160	FAKRA Female White	BPN Male	RG58	150	Audi > 1994 / Opel > 2001
7581162	FAKRA Female White	FAKRA Female White / Waterblue	RG174	1200	FCA 2010 > / PSA 2010 > FORD > 2019
7581164	FAKRA Female Waterblue	FAKRA Male Waterblue	RG174	1200	Renault (AM/FM and DAB cables) 2009 > Nissan (DAB cable) 2012 >
7581165	FAKRA Female White	DIN Male	75 Ω	150	Vehicles with DIN Female connector on the original cable
7581166	FAKRA Female White	Opel 4 POLE	RG174	220	Opel > 2010
7581167	FAKRA Female White	GT13 Female (GT13SS-1/1S-HU)	RG174	220	Nissan (AM/FM cable) 2012 >
7581168	FAKRA Female White	GT13 Female (GT13SC-1/1S-HU)	RG174	220	Suzuki 2012 >

### NOTES

AM/FM Adapter cables: to connect a MTA antenna to the vehicle original cable

### SMB ADAPTER CABLES

P/N	ANTENNA CABLE SIDE	DEVICE SIDE	CABLE TYPE	CABLE LENGTH mm	NOTE
7181113	SMB Male	GT 16 Female (GT16F-1S-HU(B))	RG174	120	Pioneer GPS Receiver
7581106	SMB Male	MCX Male	RG174	120	-
7581109	SMB Male	SMA Male	RG174	120	-
7581077	SMB Male	GT 5 Female (GT5-1S-HU)	RG174	150	Alpine GPS Receiver
7581118	SMB Male	SMB Female 90°	RG174	150	-
7581123	SMB Male	FAKRA Female	RG174	200	Blue, Black and Waterblue housing supplied in the package

### FME ADAPTER CABLES

P/N	ANTENNA CABLE SIDE	DEVICE SIDE	CABLE TYPE	CABLE LENGTH mm	NOTE
7581122	FME Male	FAKRA Female Bordeaux	RG174	200	-
7581105	FME Male	FAKRA Female 90° Bordeaux	RG174	200	-

### FAKRA ADAPTER CABLES

P/N	ANTENNA CABLE SIDE	DEVICE SIDE	CABLE TYPE	CABLE LENGTH mm	NOTE
7581071	FAKRA Male Waterblue	SMA Male	RG174	150	-
7581072	FAKRA Male Waterblue	SMB Female 90°	RG174	150	-
7132078	FAKRA Fem. Waterblue	ISO Female	RG174	500	-
7132079	FAKRA Fem. Waterblue	DIN Male	RG 58	500	-
7132080	FAKRA Fem. Waterblue	ISO Male	RG 174	500	-
7132081	FAKRA Fem. Waterblue	FAKRA Male Waterblue	RG 174	500	-
7132082	FAKRA Fem. Waterblue	SMB Female 90°	RG 174	500	-
7132083	FAKRA Fem. Waterblue	SMA Male	RG 174	500	-
7132084	FAKRA Fem. Waterblue	FAKRA Female Waterblue	RG 174	500	-
7132085	FAKRA Fem. Waterblue	DIN Female	RG 58	500	-

### DAB PHANTOM FEEDING ADAPTER

P/N	ORIGINAL CABLE SIDE	DEVICE SIDE	HEAD UNIT SIDE	CABLE LENGTH mm
7581134	SMB Male	12 Volt	SMB Female	250



### NOTES

FAKRA housing included in the package

# ADAPTER CONNECTORS



1



2



3



4



5



6



7



8

IMG	P/N	DESCRIPTION
1	7420002	AM/FM CONNECTOR ADAPTERS CHANGES ISO MALE CONNECTOR TO DIN MALE
2	7420003	AM/FM CONNECTOR ADAPTERS CHANGES DIN MALE CONNECTOR TO ISO MALE
3	7131003	AM/FM CONNECTOR ADAPTERS CHANGES FME MALE CONNECTOR TO BNC
4	7131005	AM/FM CONNECTOR ADAPTERS CHANGES FME MALE CONNECTOR TO MINI UHF
5	7131006	AM/FM CONNECTOR ADAPTERS CHANGES FME MALE CONNECTOR TO TNC
6	7131009	AM/FM CONNECTOR ADAPTERS CHANGES FME MALE CONNECTOR TO SMA MALE
7	7131011	AM/FM CONNECTOR ADAPTERS CHANGES FME MALE CONNECTOR TO FME MALE
8	7542030	AM/FM DIN FEMALE CONNECTOR FOR ON CABLE WELDING



## EXTENSION CABLES

### EXTENSION CABLE FOR AM/FM WITH PHANTOM FEEDING

P/N	ANTENNA SIDE	DEVICE SIDE	CABLE TYPE	CABLE LENGTH mm	NOTE
7561011	FAKRA Female White	DIN Male	RG58	3000	-
7561012	FAKRA Female White	DIN Male	RG58	5000	-
7561013	FAKRA Female White	DIN Male	RG58	7000	-
7561014	FAKRA Female White	DIN Male	RG58	9000	-
7561015	FAKRA Female White	DIN Male	RG58	12000	-

### EXTENSION CABLE FOR AM/FM WITH ADDITIONAL CABLE FOR DEDICATED POWER SUPPLY

P/N	ANTENNA SIDE	DEVICE SIDE	CABLE TYPE	CABLE LENGTH mm	NOTE
7581173	FAKRA Fem. White	ISO Male	75 Ω	3000	-
7581175	FAKRA Fem. White	ISO Male	75 Ω	5000	-
7581177	FAKRA Fem. White	ISO Male	75 Ω	7000	-
7581183	FAKRA Fem. White	DIN Male	75 Ω	3000	-
7581185	FAKRA Fem. White	DIN Male	75 Ω	5000	-
7581187	FAKRA Fem. White	DIN Male	75 Ω	7000	-
7581193	FAKRA Fem. Waterblue	FAKRA Fem. Waterblue	75 Ω	3000	-
7581195	FAKRA Fem. Waterblue	FAKRA Fem. Waterblue	75 Ω	5000	-
7581197	FAKRA Fem. Waterblue	FAKRA Fem. Waterblue	75 Ω	7000	-

### EXTENSION CABLE FOR AM/FM

P/N	CABLE SIDE	DEVICE SIDE	CABLE TYPE	CABLE LENGTH mm	NOTE
7581020	DIN Female	DIN Male	AR7	500	-
7581023	DIN Female	DIN Male	AR7	1000	-
7581029	DIN Female	DIN Male	AR7	3000	-
7581034	DIN Female	DIN Male	AR7	4500	-

### FAKRA F/SMB F EXTENSION CABLE

P/N	ANTENNA SIDE	DEVICE SIDE	CABLE TYPE	CABLE LENGTH mm	NOTE
7581010	FAKRA Female	SMB Female	RG174	1000	-
7581011	FAKRA Female	SMB Female	RG174	3000	-
7581012	FAKRA Female	SMB Female	RG174	5000	-
7581013	FAKRA Female	SMB Female	RG174	7000	-
7581014	FAKRA Female	SMB Female	RG174	9000	-
7581015	FAKRA Female	SMB Female	RG174	12000	-

### NOTES

Housing Black, Blue and Waterblue for FAKRA Female Connector included in the package

# EXTENSION CABLES

**FAKRA M/SMB F EXTENSION CABLE**

P/N	ANTENNA SIDE	DEVICE SIDE	CABLE TYPE	CABLE LENGTH mm	NOTE
7581068	FAKRA Male	SMB Female	RG174	5000	-

**NOTES**

Housing FAKRA Grey and Blue in the package

**FAKRA F WP/SMB F EXTENSION CABLE**

P/N	ANTENNA SIDE	DEVICE SIDE	CABLE TYPE	CABLE LENGTH mm	NOTE
7581147	FAKRA Female Waterblue	SMB Female	RG174	3500	-
7581148	FAKRA Female Waterblue	SMB Female	RG174	5000	-

**NOTES**

WATERPROOF FAKRA Connector

**FAKRA F/FME F EXTENSION CABLE**

P/N	ANTENNA SIDE	DEVICE SIDE	CABLE TYPE	CABLE LENGTH mm	NOTE
7581057	FAKRA Female	FME Female	RG58	3500	-
7581116	FAKRA Female	FME Female	RG58	5000	-
7581179	FAKRA Female	FME Female	RG58	7000	-

**NOTES**

Black, White, Bordeaux and Green housing for FAKRA Female connector included in the package

**SMB EXTENSION CABLE**

P/N	CABLE SIDE	DEVICE SIDE	CABLE TYPE	CABLE LENGTH mm	NOTE
7581094	SMB Male	SMB Female	RG174	1000	-
7581095	SMB Male	SMB Female	RG174	3000	-
7581096	SMB Male	SMB Female	RG174	5000	-

**FME EXTENSION CABLE**

P/N	CABLE SIDE	DEVICE SIDE	CABLE TYPE	CABLE LENGTH mm	NOTE
7581046	FME Female	FME Female	RG58	1500	-
7581045	FME Female	FME Female	RG58	5000	-
8510031	FME Male	FME Female	Low Loss	5000	-

## EXTENSION CABLES

### FAKRA F/SMA M LOW LOSS EXTENSION CABLE

P/N	ANTENNA SIDE	DEVICE SIDE	CABLE TYPE	CABLE LENGTH mm	NOTE
7581170	FAKRA Female Violet	SMA Male	RG58 Low Loss	3000	-
7581171	FAKRA Female Violet	SMA Male	RG58 Low Loss	5000	-
7581172	FAKRA Female Violet	SMA Male	RG58 Low Loss	7000	-

#### NOTES

RG58 Low Loss special cables for high frequencies. Bordeaux and Waterblue housings for FAKRA Female connectors included

### N M/SMA M LOW LOSS EXTENSION CABLE

P/N	ANTENNA/CABLE SIDE	DEVICE SIDE	CABLE TYPE	CABLE LENGTH mm	NOTE
8510015	N Male	SMA Male	Low Loss	2000	-
8510009	N Male	SMA Male	Low Loss	5000	-






### SMA LOW LOSS EXTENSION CABLE

P/N	ANTENNA CABLE SIDE	DEVICE SIDE	CABLE TYPE	CABLE LENGTH mm	NOTE
7131047	SMA Female	SMA Male - Reverse polarity	Low Loss	5000	-
8510004	SMA Female	SMA Male	Low Loss	2000	-
8510050	SMA Female	SMA Male	Low Loss	4000	-
8510029	SMA Female	SMA Male	Low Loss	5000	-
8510051	SMA Female	SMA Male	Low Loss	8000	-
8510064	SMA Female	SMA Male	Low Loss	10000	-

# TABLE OF CONNECTORS

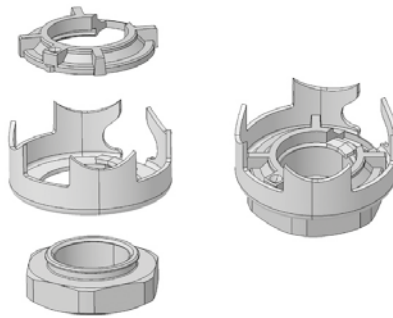
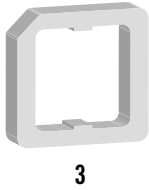
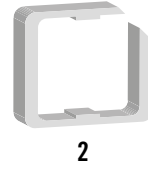
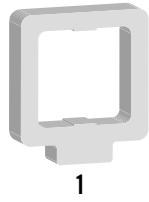
FAKRA	COLOUR	CODE KEY	TYPICAL APPLICATION
 FAKRA Male	Black	A	AM/FM - DAB
	White	B	AM/FM
 FAKRA Female	Blue	C	GPS - GNSS
	Bordeaux	D	GSM/UMTS/LTE
	Green	E	TV - UHF - VHF
	Brown	F	DAB (NISSAN/RENAULT)
	Grey	G	DAB (FCA)
	Violet	H	WIFI
	Waterblue	Z	UNIVERSAL

BP	GT	ISO	SMA
 BPN Male	 GT13 Female (GT13-SH)	 ISO Female	 SMA Female
 BPN Female	 GT13 Female (GT13-SS)	 ISO Male	 SMA Male
DIN	 GT16 Female	JACK	 SMA Male RP (Reverse Polarity)
 DIN Female		 JACK Female 3,5 mm	
 DIN Male	 GT5 Female	MCX	 SMB Female
F	HC	MMCX	
 F Male	 HC97 Male (RAKU 2 Male)	 MMCX Male 90°	 SMB Female 90°
FME	 HC97 Female (RAKU2 Female)	N	 SMB Male
 FME Female		 N Male	
 FME Male	IEC	ROKA	
OPEL	 IEC 9,5	 ROKA Male	
 OPEL			

# **ACCESSORIES AND SPARE PARTS**

## HOLE ADAPTERS FOR SHARK 2



IMG	P/N	DESCRIPTION	CUSTOM
1	7131050	HOLE ADAPTER	FCA 2012 >
2	7131051	HOLE ADAPTER	FORD 2011 >
3	7131052	HOLE ADAPTER	OPEL 2009 >
4	7131053	HOLE ADAPTER	VOLKSWAGEN MIB PLATFORM 2012 >

**NOTES**

Only for Shark 2 antennas

## RODS FOR SINGLE FUNCTION ANTENNAS



IMG	P/N	DESCRIPTION	TYPE	LENGTH mm	THREAD	ROD TYPE	APPLICATION
1	7551019	ROD FOR SINGLE FUNCTION ANTENNAS	16 V	405	M5	Smooth	AM/FM
2	7551037	ROD FOR SINGLE FUNCTION ANTENNAS	16 V	405	M5	Antinoise	AM/FM
	7551047	ROD FOR SINGLE FUNCTION ANTENNAS	16 V	390	M5	Antinoise	DAB
3	7551039	ROD FOR SINGLE FUNCTION ANTENNAS	16 V	300	M5	Antinoise	AM/FM
4	7551041	ROD FOR SINGLE FUNCTION ANTENNAS	16 V	260	M6	Smooth	UHF


## RODS FOR SINGLE FUNCTION ANTENNAS



IMG	P/N	DESCRIPTION	TYPE	LENGTH mm	THREAD	APPLICATION
1	7552012	ROD FOR SINGLE FUNCTION ANTENNAS	Fiberglass	400	M6	AM/FM
	7552017	ROD FOR SINGLE FUNCTION ANTENNAS	Fiberglass	840	M6	AM/FM
2	7550028	ROD FOR SINGLE FUNCTION ANTENNAS	Rubber	360	M6	AM/FM
3	7551028	ROD FOR SINGLE FUNCTION ANTENNAS	Omnidirectional	50	M6	GSM
4	7551029	ROD FOR SINGLE FUNCTION ANTENNAS	Omnidirectional	60	M5	GSM



# RODS FOR MULTIFUNCTION ANTENNAS



IMG	P/N	DESCRIPTION	TYPE	LENGTH mm	THREAD	ROD TYPE	APPLICATION
1	7551027	ROD FOR MULTIFUNCTION ANTENNAS	16 V	410	M6	Antinoise	AM/FM - GSM
	7551038	ROD FOR MULTIFUNCTION ANTENNAS	16 V	410	M6	Antinoise	AM/FM - DTT
	7551040	ROD FOR MULTIFUNCTION ANTENNAS	16 V	410	M6	Antinoise	AM/FM - DAB
2	7551045	ROD FOR MULTIFUNCTION ANTENNAS	Fiberglass	400	M6	Smooth	AM/FM - DAB
	7551046	ROD FOR MULTIFUNCTION ANTENNAS	Flexi	220	M6	Smooth	AM/FM - DAB
4	7552090	ROD FOR MULTIFUNCTION ANTENNAS	16 V	200	M5	Smooth	AM/FM - DAB
5	7551042	ROD FOR MULTIFUNCTION ANTENNAS	16 V	380	M6	Tunable	VHF / GSM

**NOTES**

P/N 7551045 Package includes two adapters to change the M6 Female thread to M5 Male or to M6 Male  
 P/N 7551046 Heavy duty and high flexibility

# AUDIO AND VIDEO

# RADIO



P/N	DESCRIPTION
7137567	RADIO ES 6180 BT
TECHNICAL SPECIFICATION	EEPROM - BLUETOOTH - MECHLESS
TUNER	AM/FM RDS World Tuner
AUDIO SOURCE	USB - SD CARD - A2DP - AUX IN
BLUETOOTH	Hands Free (HFP) - Audio Streaming (A2DP)
MEDIA	MP3 - WMA
DISPLAY	LCD with WHITE segments
KEY & KNOB	RED color light
FRONT PANEL	Detachable
AUDIO POWER	4 x 40 Watt max
POWER SUPPLY	12 Volt
MAIN CONNECTOR	ISO built in
ANTENNA CONNECTOR	DIN Female built in
DIMENSIONS	1 DIN standard Short body
<b>CHARACTERISTICS</b>	

# RADIO



P/N	DESCRIPTION
7137574	RADIO ES 6180 DAB
TECHNICAL SPECIFICATION	EEPROM - DAB TUNER - BLUETOOTH - MECHLESS
TUNER	AM/FM RDS World Tuner - DAB Tuner
AUDIO SOURCE	USB - MICRO SD - A2DP - AUX IN
BLUETOOTH	Hands Free (HFP) - Audio Streaming (A2DP/AVRCP)
MEDIA	MP3 - WMA - FLAC
DISPLAY	DOT Matrix WHITE
KEY & KNOB	RED color light
FRONT PANEL	Detachable
AUDIO POWER	4 x 40 Watt max
POWER SUPPLY	12 Volt
MAIN CONNECTOR	ISO built in
ANTENNA CONNECTOR	AM/FM: DIN Female - DAB: SMB Male
DIMENSIONS	1 DIN standard Short body
<b>CHARACTERISTICS</b>	

# RADIO



P/N	DESCRIPTION	IP
7137594	RADIO DP 6400 DAB 12 AND 24 V POWER SUPPLY WITH TIMER	54

TECHNICAL SPECIFICATION	EEPROM - DAB TUNER - BLUETOOTH - MECHLESS
TUNER	AM/FM RDS World Tuner - DAB Tuner
AUDIO SOURCE	USB - A2DP - AUX IN
BLUETOOTH	Hands Free (HFP) - Audio Streaming (A2DP/AVRCP)
MEDIA	MP3 - WMA
DISPLAY	LCD with WHITE illumination and BLACK segments
KEY & KNOB	RED color light
FRONT PANEL	Fixed panel
AUDIO POWER	4 x 40 Watt max
POWER SUPPLY	12/24 Volt
MAIN CONNECTOR	ISO built in
ANTENNA CONNECTOR	AM/FM: DIN Female - DAB: SMB Male
DIMENSIONS	1 DIN standard Short body

**NOTES AND CHARACTERISTICS**

Dust & Spray resistant for heavy duty installation  
 Works with 12V and 24V vehicle systems power supply without adapters  
 Timer function allows to choose a predetermined period for radio working without the switched power supply



# SPEAKERS



1



2



3

IMG	P/N	DESCRIPTION	CONE	BASKET
1	7697320	2 WAY COAXIAL EL 87	Paper	Steel
2	7697321	2 WAY COAXIAL EL 100	Paper	Steel
3	7697322	2 WAY COAXIAL EL 130	Paper	Steel

TECHNICAL SPECIFICATION	7697320 2 WAY COAXIAL EL 87	7697321 2 WAY COAXIAL EL 100	7697322 2 WAY COAXIAL EL 130
DIMENSIONS	87 mm	100 mm	130 mm
DEPTH	42 mm max	50 mm max	46 mm max
POWER	Nominal: 35 Watt Max: 50 Watt	Nominal: 35 Watt - Max: 75 Watt	Nominal: 40 Watt - Max: 80 Watt
EFFICIENCY	87 dB	88 dB	90 dB
FREQUENCY RESPONSE	100 ÷ 20000 Hz	90 ÷ 16000 Hz	80 ÷ 16000 Hz
IMPEDANCE	4 Ω	4 Ω	4 Ω

# SPEAKERS



1



2



3


IMG	P/N	DESCRIPTION	CONE	BASKET
1	7697323	2 WAY COAXIAL EL 165	Paper	Steel
2	7697330	2 WAY COAXIAL EL 4X6	Paper	Steel
3	7697332	2 WAY COAXIAL NEODYMIUM TWEETER	Polycarbonate	Steel

TECHNICAL SPECIFICATION	7697323 2 WAY COAXIAL EL 165	7697330 2 WAY COAXIAL EL 4X6	7697332 2 WAY COAXIAL NEODYMIUM TWEETER
DIMENSIONS	165 mm	90 x 150 mm	100 mm
DEPTH	57 mm max	45 mm max	42 mm max
POWER	Nominal: 50 Watt - Max: 100 Watt	Nominal: 25 Watt - Max: 50 Watt	Nominal: 40 Watt - Max: 80 Watt
EFFICIENCY	92 dB	91 dB	91 dB
FREQUENCY RESPONSE	70 ÷ 16000 Hz	60 ÷ 20000 Hz	90 ÷ 20000 Hz
IMPEDANCE	4 Ω	4 Ω	4 Ω

## SPEAKER GRILLS



1



2



3



4


IMG	P/N	DESCRIPTION	DIMENSIONS Ø mm	FRAME MATERIAL	GRID MATERIAL
1	7122003	SQUARE GRILL WITH VISIBLE SCREWS	100	Plastic	Metal
	7122020	SQUARE GRILL WITH VISIBLE SCREWS	130	Plastic	Metal
2	7122012	ROUND GRILL WITH HIDDEN SCREWS	100	Plastic	Metal
3	7122018	ROUND GRILL WITH VISIBLE SCREWS	100	Plastic	Metal
	7122022	ROUND GRILL WITH VISIBLE SCREWS	130	Plastic	Metal
	7122019	ROUND GRILL WITH VISIBLE SCREWS	165	Plastic	Metal
4	7122026	BOX FOR SPEAKER	100	Plastic	Metal

### NOTES

P/N 7122026 Allows to mount the 100 mm speakers type on the dashboard, under the roof or in any other position inside the vehicle



## MOUNTING ACCESSORIES



IMG	P/N	DESCRIPTION	DIMENSIONS mm	FRAME MATERIAL	GRID MATERIAL
1	7122017	1 DIN COVER	189 x 66	Plastic	Metal
	7122138	2 DIN COVER	189 x 110	Plastic	Metal
2	7122025	BLACK FRAME FOR 1 DIN RADIO WITH ROUNDED PROFILE	Int. 1 DIN standard Ext. 195 x 68 max	Plastic	Metal

### NOTES

P/N 7122017 - 7122138 Allows to cover the radio preparation compartment  
P/N 7122025 Allows to adapt the radio slot to the 1 DIN standard

# MONITORS



1



2



3

IMG	P/N	DESCRIPTION
1	7137730	MON-7012 LCD - TFT DISPLAY
2	7137731	MON-7012 Q LCD - TFT DISPLAY - MULTIVISION SYSTEM
3	7137780	MON-7010 Q AHD - LCD - TFT DISPLAY - MULTIVISION SYSTEM - DIGITAL VIDEO RECORDING (DVR)

TECHNICAL SPECIFICATION	7137730 7012	7137731 7012 Q	7137780 7010 Q AHD
DISPLAY SIZE	7 "	7 "	7 "
VIDEO SYSTEM	PAL/NTSC automatically selected	PAL/NTSC automatically selected	PAL/NTSC automatically selected
SCREEN RATIO	16:9	16:9	16:9
RESOLUTION	800 x 480 pixel	800 x 480 pixel	1024 x 600 pixel
IMAGE DISPLAY	Single	Single and multivision support	Single and multivision support
CONTRAST	500:1	500:1	800:1
REAR VIDEO INPUTS	3	4	4
FRONT AUDIO/VIDEO INPUTS	1	1	1
SETTING MENU	OSM Multilingual	OSM Multilingual	OSM Multilingual
POWER SUPPLY	12/24 Volt	12/24 Volt	12/24 Volt
CAMERA CONNECTOR TYPE	4 PIN	4 PIN	4 PIN
DIMENSIONS (WxHxD)	180x121x23 mm	180x121x23 mm	180x121x24 mm

**NOTES**

P/N 7137731 Multivision system supports up to 4 cameras at the same time  
 P/N 7137780 Multivision system and Digital Video Recording (DVR) work with up to 4 cameras at the same time

# CAMERAS



IMG	P/N	DESCRIPTION	RESOLUTION	SENSOR TYPE	VIEWING ANGLE	NIGHT VISION	IP
1	7137735	CAM-103 BLACK	600 TV lines	1/3 CCD Colour	120°	18 infrared LED lights	68
	7137748	CAM-103 WHITE	600 TV lines	1/3 CCD Colour	120°	18 infrared LED lights	68
2	7137767	CAM-127 AHD	1280 x 720 max	1/3 CMOS	140°	CDS system	69K
3	7137738	CAM-970	600 TV lines	1/4 CCD Colour	120°	10 infrared LED lights	68
4	7137747	CAM-102	480 TV lines	CMOS	120°	10 infrared LED lights	67

TECHNICAL SPECIFICATION	7137735 / 7137748 CAM-103	7137767 CAM-127	7137738 CAM-970	7137747 CAM-102
VIDEO SYSTEM	PAL	PAL	PAL	PAL
MINIMUM ILLUMINATION	0,5 lux	0,1 lux	0,5 lux	0,05 lux
CONNECTOR	4 PIN	4 PIN	4 PIN	4 PIN
POWER SUPPLY	12 Volt supplied from the monitor			
SHOCKPROOF	4G	4G	4G	4G
WEIGHT	400 g	300 g	250 g	120 g
DIMENSIONS (WxHxD)	77x54x77 mm	86x77x75 mm	129x59x205 mm	Ø 26 mm
MOUNTING	U bracket	U bracket	Screw	Max mounting depth 62 mm
MATERIAL	Aluminum alloy	Aluminum alloy	Aluminum alloy - Plastic	Aluminum alloy

**NOTES**

P/N 7137767 CDS System assures a higher quality night vision. Compatible with MTA Antenne MON-7010 Q AHD  
 P/N 7137738 Special design for buses, coaches, motorhomes and industrial vehicles. Suitable to eliminate blind spot  
 P/N 7137747 Suitable for built-in installation

# TRAILER EXTENSION CABLES



1



2

IMG	P/N	DESCRIPTION
1	7137754	1 CAMERA ON TRAILER
2	7137755	2 CAMERAS ON TRAILER
TECHNICAL SPECIFICATION		
COMPATIBILITY	MTA Antenne Camera systems	
CABLE TYPE	High resistant and flexible spiral cable	
CONNECTIONS	Heavy duty with secure lock	

## 4 PIN EXTENSION CABLES



P/N	DESCRIPTION	LENGTH mm
7137734	HIGH RESISTANT EXTENSION CABLE	5000
7137739	HIGH RESISTANT EXTENSION CABLE	10000
7137740	HIGH RESISTANT EXTENSION CABLE	20000

TECHNICAL SPECIFICATION	
COMPATIBILITY	MTA Antenne standard and HD cameras
CABLE TYPE	High resistant multicore cable
CONNECTIONS	4 PIN with secure lock

### NOTES

Dedicated cables for video signals and power supply to connect MTA Antenne cameras and monitors

# ADAPTERS



1



2

IMG	P/N	DESCRIPTION
1	7137742	ADAPTER TO CHANGE THE MONITOR CONNECTOR FROM 4 PIN TO RCA
2	7137743	ADAPTER TO CHANGE THE CAMERA CONNECTOR FROM 4 PIN TO RCA
TECHNICAL SPECIFICATION		
COMPATIBILITY	MTA Antenne standard and AHD monitor	
CABLE LENGTH	300 mm	
CONNECTIONS	4 PIN with secure lock and RCA	

# LIST OF ALL ITEMS

## LIST OF ALL ITEMS

P/N	PAGE	P/N	PAGE	P/N	PAGE	P/N	PAGE
7122003	64	7137742	70	7581010	49	7581173	49
7122012	64	7137743	70	7581011	49	7581175	49
7122017	65	7137747	67	7581012	49	7581177	49
7122018	64	7137748	67	7581013	49	7581179	50
7122019	64	7137754	68	7581014	49	7581183	49
7122020	64	7137755	68	7581015	49	7581185	49
7122022	64	7137767	67	7581020	49	7581187	49
7122025	65	7137780	66	7581023	49	7581193	49
7122026	64	7181113	47	7581029	49	7581195	49
7122138	65	7420002	48	7581034	49	7581197	49
7131003	48	7420003	48	7581045	50	7590008	42
7131005	48	7542030	48	7581046	50	7590009	41
7131006	48	7550028	56	7581057	50	7590013	42
7131009	48	7551019	55	7581068	50	7627008	15
7131011	48	7551027	57	7581071	47	7640006	32
7131047	51	7551028	56	7581072	47	7651006	13
7131050	54	7551029	56	7581077	47	7657008	13
7131051	54	7551037	55	7581094	50	7657009	12
7131052	54	7551038	57	7581095	50	7657015	12
7131053	54	7551039	55	7581096	50	7657016	13
7132078	47	7551040	57	7581105	47	7657019	12
7132079	47	7551041	55	7581106	47	7657020	13
7132080	47	7551042	57	7581109	47	7657021	12
7132081	47	7551045	57	7581116	50	7667010	14
7132082	47	7551046	57	7581118	47	7667011	14
7132083	47	7551047	55	7581122	47	7667012	14
7132084	47	7552012	56	7581123	47	7667013	14
7132085	47	7552017	56	7581134	47	7677153	15
7132087	43	7552090	57	7581147	50	7677154	16
7137134	18	7561004	43	7581148	50	7677155	16
7137567	59	7561006	44	7581160	47	7677500	4
7137574	60	7561007	44	7581162	47	7677510	4
7137594	61	7561008	44	7581164	47	7677520	4
7137730	66	7561011	49	7581165	47	7677810	5
7137731	66	7561012	49	7581166	47	7677815	5
7137734	69	7561013	49	7581167	47	7677820	5
7137735	67	7561014	49	7581168	47	7677825	5
7137738	67	7561015	49	7581170	51	7677830	5
7137739	69	7562019	45	7581171	51	7677840	7
7137740	69	7562030	43	7581172	51	7677845	7



## LIST OF ALL ITEMS



P/N	PAGE
7677850	8
7677855	8
7677860	9
7677865	10
7677870	10
7677872	11
7677874	11
7677876	11
7677878	10
7677880	11
7677882	10
7677890	6
7677892	6
7677894	6
7677925	17
7677929	17
7677951	20
7677955	20
7677965	6
7681052	28
7681080	31
7697015	19
7697018	19
7697320	62
7697321	62
7697322	62
7697323	63
7697330	63
7697332	63
7727098	24
7727099	24
7727106	22
7727108	22
7731010	26
7750004	27
7750006	27
7750180	27
7757001	27
7757002	27
7757006	27

P/N	PAGE
7770052	25
7770057	25
7770058	25
7770059	25
7771000	34
7771001	34
7771002	35
7771003	35
7771004	33
7771005	33
7771010	32
8510004	51
8510009	51
8510015	51
8510029	51
8510031	50
8510050	51
8510051	51
8510064	51
8610138	37
8610139	37
8610141	37
8610142	37
8610144	39
8610145	39
8610147	29
8610155	38
8610156	38
8610157	30

SOME OTHER PUBLICATIONS YOU COULD BE INTERESTED IN



**PRODUCT CATALOGUE**

P/N 9951220

The complete offer of MTA products with P/Ns, features, technical characteristics and drawings.



**POWER AND MODULAR SOLUTIONS**

P/N 9951274

An overview of 12 V, 48 V and HV MTA range of products for power distribution.








**CUSTOMIZABLE SOLUTIONS**

P/N 9951275

The complete range of customizable displays, dashboards and ECUs along with MTA specific software tools.

SOME OTHER PUBLICATIONS YOU COULD BE INTERESTED IN

 <p>The leaflet cover for 'ANTENNAS' features the MTA logo at the top left. Below the logo, the word 'ANTENNAS' is written in a white box. The main image shows several different types of antennas, including a circular one, a small black one, a large black curved one, and another circular one.</p>	<p><b>ANTENNAS</b></p> <p>P/N 9951002</p> <p>An overview of MTA antennas and infotainment solutions.</p>
 <p>The leaflet cover for 'AUTOMOTIVE FUSES' features the MTA logo at the top left. Below the logo, the words 'AUTOMOTIVE FUSES' are written in a white box. The main image shows a variety of colorful automotive fuses (blue, yellow, red, green, brown) and a fuse holder.</p>	<p><b>AUTOMOTIVE FUSES</b></p> <p>P/N 9987562</p> <p>The leaflet supplies the complete overview on all models of fuses developed and manufactured by MTA, member of ISO committee with several OEMs homologations.</p>
 <p>The leaflet cover for 'ON-BOARD CHARGERS' features the MTA logo at the top left. Below the logo, the words 'ON-BOARD CHARGERS' are written in a white box. The main image shows a white rectangular on-board battery charger with orange and black connectors.</p>	<p><b>ON-BOARD CHARGERS</b></p> <p>P/N 9951246</p> <p>The leaflet presents the range of advanced on-board battery chargers developed and produced under the brand EDN, covering voltages up to 1000 V.</p>
 <p>The leaflet cover for 'SMART FUSE BOX' features the MTA logo at the top left. Below the logo, the words 'SMART FUSE BOX' are written in a white box. The main image shows a black rectangular smart fuse box with several colored connectors (black, white, blue).</p>	<p><b>SMART FUSE BOX</b></p> <p>P/N 9951102</p> <p>A new intelligent power distribution unit, designed for agricultural, off-highway vehicles and buses.</p>
 <p>The leaflet cover for 'AGRI SIC SYSTEM' features the MTA logo at the top left. Below the logo, the words 'AGRI SIC SYSTEM' are written in a white box. The main image shows a silver electronic control unit with a circular inset showing a dashboard with multiple displays.</p>	<p><b>AGRI SIC SYSTEM</b></p> <p>P/N 9951012</p> <p>The Agri SIC is a complete in-vehicle system for off-highway applications. It features an intelligent central unit that can manage and control all the displays, sharing data and contents.</p>

According to the copyright and the civil law, the reproduction of this catalogue, or any part of this one, by electronic, mechanical methods, by means of photocopies, microfilms, recordings or other, is peremptorily forbidden. Rights are reserved for all countries.

Drawings, specifications and reference numbers may be modified and changed. MTA Antenne S.r.l. reserves itself the right, to make changes for technical or quality improvements, without any notice.

The products in this catalogue are intended for industrial and professional use and must be installed and operated by qualified personnel.

The buyer is obliged to inform the end user of the risks associated with the misuse of the products (e.g. electric shock, explosion, etc.).

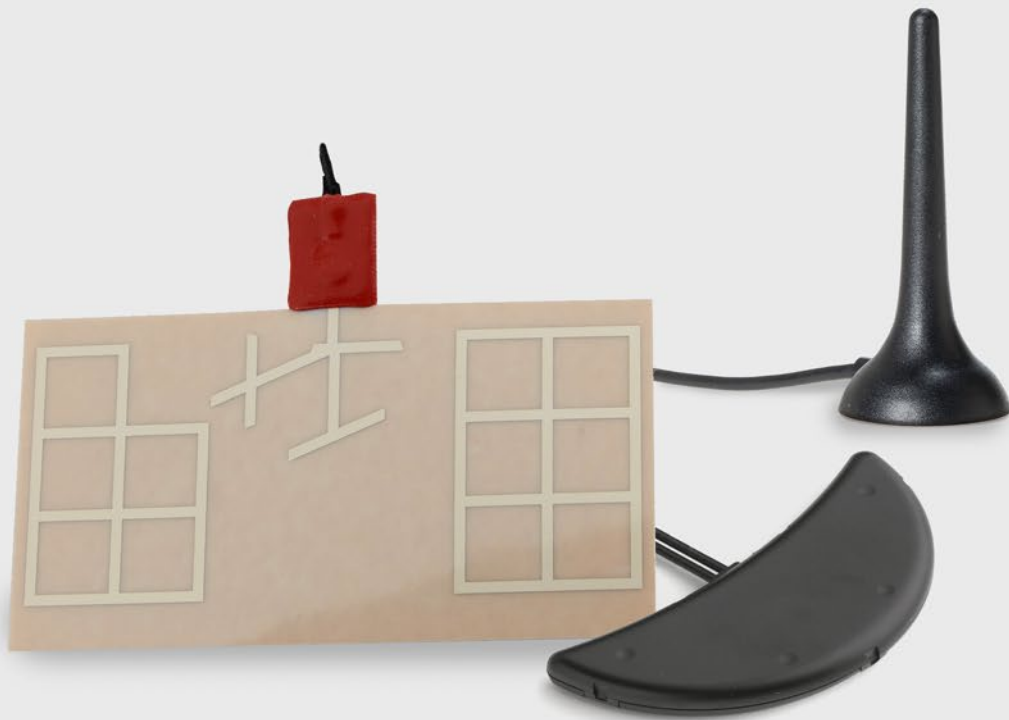
The seller shall be held exempt from any use that is improper and/or arising also and not only from omitted and/or insufficient information relating to the above products and their use.



To know MTA agents and distributors in the world  
please go to [www.mta.it/en/sales-organization](http://www.mta.it/en/sales-organization)



[www.mta.it](http://www.mta.it)



Ref. 9951001

